



TRADING & INVESTMENTS INC.



# ELECTRICAL PRODUCTS

## CATALOGUE

POWERING PROGRESS - WIRING THE FUTURE



Electrical Wire  
/Cable  
More.....

### DIVI TRADING & INVESTMENTS GUYANA INC.

★ CANADA OFFICE

178 Pennsylvania Unit 9  
Concord, ON, Canada L4K4B1

★ GUYANA OFFICE

1088 EE, New Housing Scheme  
East Bank Demerara, Guyana



☎ PHONE

+1 647 212 5608 (Canada)  
+592 755 9380 (Guyana)

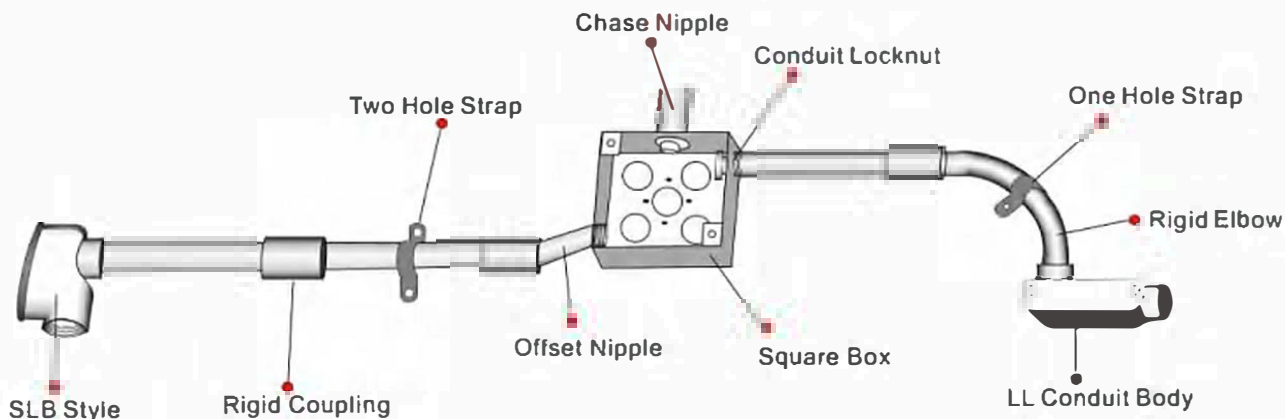
✉ EMAIL & WEB

info@diviguyana.com  
www.diviguyana.com

INDUSTRY CERTIFIED



SCAN TO VISIT



|  |  |     |
|--|--|-----|
|  | EMT and Fittings .....                         | 1   |
|  | Rigid,IMC and Fittings .....                   | 8   |
|  | Conduit Bodies .....                           | 20  |
|  | Weatherproof .....                             | 22  |
|  | Steel Boxes and Covers .....                   | 26  |
|  | Service Entrance and Porcelain Insulator ..... | 45  |
|  | Wiring Devices and Non-Metallic Box .....      | 48  |
|  | Device Boxes .....                             | 51  |
|  | PVC Conduit and Fittings .....                 | 53  |
|  | Liquid-tight .....                             | 61  |
|  | BX, Flex and Fittings .....                    | 63  |
|  | AC/MC Cable and Fittings .....                 | 67  |
|  | NM Flex and Fittings .....                     | 70  |
|  | Strut Channel, Clamps and Hangers .....        | 73  |
|  | Fastener and Hardware .....                    | 78  |
|  | Cable Tray, Trunking and Wire Mesh .....       | 84  |
|  | Enclosure and Distribution Boxes .....         | 88  |
|  | Meter Mounting Equipment .....                 | 92  |
|  | Electrical Tools .....                         | 95  |
|  | Grounding .....                                | 102 |
|  | Wiring Accessories .....                       | 104 |

| Product Group                          | Size                      | Standard | UL File | cUL File | UL CCN |
|--|---------------------------|----------|---------|----------|--------|
| EMT Conduit & Elbow                    | 1/2"-4"                   | UL 797   | E468420 | E468420  | FJMX   |
| EMT Fittings                           | 1/2"-4"                   | UL 514B  | E358076 | E358076  | FKAV   |
| IMC Conduit & Elbow                    | 1/2"-4"                   | UL 1242  | E475647 |          | DYBY   |
| Rigid Conduit, Coupling & Elbow        | 1/2"-6"                   | UL 6     | E475645 | E475645  | DYIX   |
| Rigid Conduit Fittings                 | 1/2"-6"                   | UL 514B  | E482630 | E482630  | DWTT   |
| Metal Box & Covers                     | 4x4", Oct. 4x2", 4-11/16" | UL 514B  | E482630 | E482630  | QCIT   |
| Conduit Body & Weatherproof Box        | 1/2"-4", 1 Gang, 2 Gang   | UL 514A  | E482630 | E482630  | QCIT   |
| Flex Steel & Aluminum Conduit          | 3/8"-4"                   | UL 1     | E513175 |          | DXUZ   |
| Flexible Metal Conduit Fittings        | 3/8"-4"                   | UL 514B  | E358075 | E358075  | DWTT   |
| Liquid-tight Flexible Conduit          | 3/8"-4"                   | UL 360   | E544908 | E544908  | DXHR   |
| Liquid-tight Fittings                  | 3/8"-4"                   | UL 514B  | E482630 | E482630  | DWTT   |
| NM MC Fittings                         | 3/8"-2"                   | UL 514B  | E358075 | E358075  | DWTT   |
| Conduit and Cable Hardware             | 1/2"-6"                   | UL 2239  | E365032 | E365032  | DWMU   |
| Grounding Fittings                     | 3/8"-4"                   | UL 467   | E513176 | E513176  | KDER   |
| Armored Cable Connector                | 1/2" 3/4"                 | UL 514B  | E543986 | E543986  | AWSX   |
| Grounding Rods & Fittings              | 5/8"                      | UL 467   | E513176 | E513176  | KDER   |
| Non-Metallic Liquid-tight Conduit      | 1/2"-2"                   | UL 1660  | E545038 | E545038  | DXQQ   |
| PVC Conduit & NM Liquid-tight Fittings | 1/2"-2"                   | UL 514B  | E482630 | E482630  | DWTT   |
| PVC Junction Box                       | 4x4"-12x12"               | UL 50    | E545047 | E545047  | BGUZ   |
| Unistrut Channel                       | 1-5/8"x1-5/8" [41x41]     | Pending  |         |          |        |

UL Certificate



| Product Group                     | Size    | Standard  | Class            | File Number |
|-----------------------------------|---------|-----------|------------------|-------------|
| Clevis Hanger                     | 3/4"-8" | MSS SP-69 | 1951, 1952, 1953 | PR464829    |
| Loop Hangers & Swivel Band Hanger | 3/4"-8" | MSS SP-69 | 1951, 1952, 1953 | PR464829    |

**FM Certificate**



| Product Group                   | Size        | Standard | Control Number | File Number      |
|---------------------------------|-------------|----------|----------------|------------------|
| PVC Rigid Conduit               | 1/2"-6"     | UL 651   | 5030042        | 100012858AHM-001 |
| PVC Rigid Elbows & Fittings     | 1/2"-2"     | UL 651   | 5030042        | 100013017AHM-001 |
| PVC Strap, Coupler, Adapter     | 1/2"-3"     | UL 514B  | 5030042        | 100013016AHM-001 |
| PVC Switch Boxes & Conduit Body | 1/2"-3"     | UL 514C  | 5030042        | 100013011AHM-001 |
| PVC Junction Box                | 4x4"-12x12" | UL 50    | 5030042        | 100013018AHM-001 |

**ETL Certificate**



| Product Group  | Size    | Product Group                                 | Size                          |
|--|---------|---|-------------------------------|
| Tuberia EMT  | 1/2"-4" | Caja FS & Tapa                                | 4X2", 4X4", Octagonal Redonda |
| Tuberia IMC  | 1/2"-6" | Accesorios para Tuberia EMT, IMC, LiquidTight |                               |
| Tuberia Flexible Metalica Recubierta con PVC (CONDUIT LIQUIDTIGHT) | 1/2"-4" |   |                               |

**RETIE Certificate**



# EMT and Fittings

- EMT Conduit
- EMT 90 /45 Degree Elbow
- EMT Set Screw Connector and Coupling
- EMT Compression Connector and Coupling
- EMT Capped Corner Coupling
- EMT Combination Coupling
- EMT to Rigid / Flex Coupling
- EMT Pull Corner Elbow
- EMT Offset Connector and Nipple
- EMT Strap, Clamp and Hanger
- EMT Bender and Cutter



## EMT Conduit Pipe

Accord to ANSI C80.3, UL797

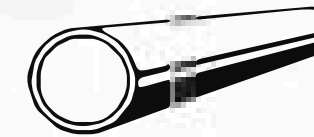
- Hot-dipped Galvanized
- Aluminum
- Stainless Steel



| Cat.No.  | Trade Size Designator |        | Nominal Outside Dia. |        | Nominal Wall Thickness |      | Length |
|----------|-----------------------|--------|----------------------|--------|------------------------|------|--------|
|          | U.S.                  | Metric | In.                  | mm     | In.                    | mm   |        |
| EMT-050H | 1/2"                  | 16     | 0.706                | 17.93  | 0.042                  | 1.07 | 3050   |
| EMT-075H | 3/4"                  | 21     | 0.922                | 23.42  | 0.049                  | 1.24 | 3050   |
| EMT-100H | 1"                    | 27     | 1.163                | 29.54  | 0.057                  | 1.45 | 3050   |
| EMT-125H | 1 1/4"                | 35     | 1.510                | 38.35  | 0.065                  | 1.65 | 3050   |
| EMT-150H | 1 1/2"                | 41     | 1.740                | 44.20  | 0.065                  | 1.65 | 3050   |
| EMT-200H | 2"                    | 53     | 2.197                | 55.80  | 0.065                  | 1.65 | 3050   |
| EMT-250H | 2 1/2"                | 63     | 2.875                | 73.03  | 0.072                  | 1.83 | 3050   |
| EMT-300H | 3"                    | 78     | 3.500                | 88.90  | 0.072                  | 1.83 | 3050   |
| EMT-350H | 3 1/2"                | 91     | 4.000                | 101.60 | 0.083                  | 2.11 | 3050   |
| EMT-400H | 4"                    | 103    | 4.500                | 114.30 | 0.083                  | 2.11 | 3050   |

## EMT Economic Pipe

Finish: Pre-galvanized



| Trade Size Designator |        | Nominal Outside Dia. |        | Standard Thickness | Thinwall Thickness | Length |      |
|-----------------------|--------|----------------------|--------|--------------------|--------------------|--------|------|
| U.S.                  | Metric | In.                  | mm     | mm                 | mm                 | mm     | mm   |
| 1/2"                  | 16     | 0.706                | 17.93  | 1.07               | 0.80               | 2900   | 3000 |
| 3/4"                  | 21     | 0.922                | 23.42  | 1.24               | 0.90               | 2900   | 3000 |
| 1"                    | 27     | 1.163                | 29.54  | 1.45               | 1.00               | 2900   | 3000 |
| 1 1/4"                | 35     | 1.510                | 38.35  | 1.65               | 1.30               | 2900   | 3000 |
| 1 1/2"                | 41     | 1.740                | 44.20  | 1.65               | 1.30               | 2900   | 3000 |
| 2"                    | 53     | 2.197                | 55.80  | 1.65               | 1.30               | 2900   | 3000 |
| 2 1/2"                | 63     | 2.875                | 73.03  | 1.83               | 1.70               | 3000   | 3000 |
| 3"                    | 78     | 3.500                | 88.90  | 1.83               | 1.70               | 3000   | 3000 |
| 4"                    | 103    | 4.500                | 114.30 | 2.11               | 1.90               | 3000   | 3000 |

Note: All information available at the time of order  
If you need other thickness or length pls contact us.

## EMT Elbows

Finish: Pre-galvanized  
Hot-dipped Galvanized(UL Listed)



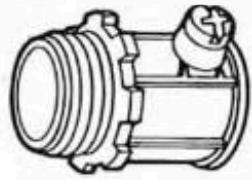
| Cat.No. 90° | Cat.No. 45° | Size   |
|-------------|-------------|--------|
| 8300        | 8310        | 1/2"   |
| 8301        | 8311        | 3/4"   |
| 8302        | 8312        | 1"     |
| 8303        | 8313        | 1 1/4" |
| 8304        | 8314        | 1 1/2" |
| 8305        | 8315        | 2"     |
| 8306        | 8316        | 2 1/2" |
| 8307        | 8317        | 3"     |
| 8308        | 8318        | 3 1/2" |
| 8309        | 8319        | 4"     |



Note: Different radius and short length also available

### EMT Set Screw Connectors-Zinc

- EMT Pipe to Box




| Cat.No.                 | Cat.No.   | Conduit Size |
|-------------------------|-----------|--------------|
| Non-Insulated Insulated |           |              |
| SSCN-050                | SSCN-050I | 1/2"         |
| SSCN-075                | SSCN-075I | 3/4"         |
| SSCN-100                | SSCN-100I | 1"           |
| SSCN-125                | SSCN-125I | 1 1/4"       |
| SSCN-150                | SSCN-150I | 1 1/2"       |
| SSCN-200                | SSCN-200I | 2"           |
| SSCN-250                | SSCN-250I | 2 1/2"       |
| SSCN-300                | SSCN-300I | 3"           |
| SSCN-400                | SSCN-400I | 4"           |

Aluminum also available.

### EMT Set Screw Couplings-Zinc

- EMT Pipe to EMT Pipe

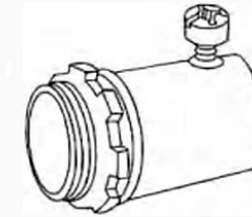


| Cat.No.  | Conduit Size |
|----------|--------------|
| SSCP-050 | 1/2"         |
| SSCP-075 | 3/4"         |
| SSCP-100 | 1"           |
| SSCP-125 | 1 1/4"       |
| SSCP-150 | 1 1/2"       |
| SSCP-200 | 2"           |
| SSCP-250 | 2 1/2"       |
| SSCP-300 | 3"           |
| SSCP-400 | 4"           |

Aluminum also available

### EMT Set Screw Connectors-Steel

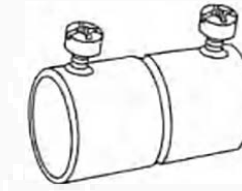
- EMT Pipe to Box



| Cat.No.                 | Cat.No. | Conduit Size |
|-------------------------|---------|--------------|
| Non-Insulated Insulated |         |              |
| H-50S                   | H-50SI  | 1/2"         |
| H-75S                   | H-75SI  | 3/4"         |
| H-100S                  | H-100SI | 1"           |
| H-125S                  | H-125SI | 1 1/4"       |
| H-150S                  | H-150SI | 1 1/2"       |
| H-200S                  | H-200SI | 2"           |
| H-250S                  | H-250SI | 2 1/2"       |
| H-300S                  | H-300SI | 3"           |
| H-350S                  | H-350SI | 3 1/2"       |
| H-400S                  | H-400SI | 4"           |

### EMT Set Screw Couplings-Steel

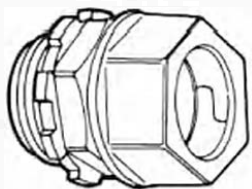
- EMT Pipe to EMT Pipe



| Cat.No. | Conduit Size |
|---------|--------------|
| Z-50S   | 1/2"         |
| Z-75S   | 3/4"         |
| Z-100S  | 1"           |
| Z-125S  | 1 1/4"       |
| Z-150S  | 1 1/2"       |
| Z-200S  | 2"           |
| Z-250S  | 2 1/2"       |
| Z-300S  | 3"           |
| Z-350S  | 3 1/2"       |
| Z-400S  | 4"           |

### EMT Compression Connectors-Zinc

- EMT Pipe to Box



| Cat.No.                 | Cat.No.  | Conduit Size |
|-------------------------|----------|--------------|
| Non-Insulated Insulated |          |              |
| CCN-050                 | CCN-050I | 1/2"         |
| CCN-075                 | CCN-075I | 3/4"         |
| CCN-100                 | CCN-100I | 1"           |
| CCN-125                 | CCN-125I | 1 1/4"       |
| CCN-150                 | CCN-150I | 1 1/2"       |
| CCN-200                 | CCN-200I | 2"           |

### EMT Compression Couplings-Zinc

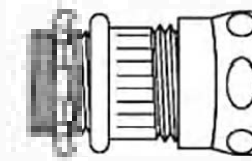
- EMT Pipe to EMT Pipe



| Cat.No. | Conduit Size |
|---------|--------------|
| CCP-050 | 1/2"         |
| CCP-075 | 3/4"         |
| CCP-100 | 1"           |
| CCP-125 | 1 1/4"       |
| CCP-150 | 1 1/2"       |
| CCP-200 | 2"           |

### EMT Compression Connectors-Steel

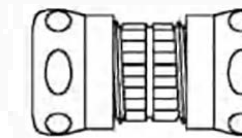
- EMT Pipe to Box



| Cat.No.                 | Cat.No.  | Conduit Size |
|-------------------------|----------|--------------|
| Non-Insulated Insulated |          |              |
| ZC-50S                  | ZC-50SI  | 1/2"         |
| ZC-75S                  | ZC-75SI  | 3/4"         |
| ZC-100S                 | ZC-100SI | 1"           |
| ZC-125S                 | ZC-125SI | 1 1/4"       |
| ZC-150S                 | ZC-150SI | 1 1/2"       |
| ZC-200S                 | ZC-200SI | 2"           |
| ZC-250S                 | ZC-250SI | 2 1/2"       |
| ZC-300S                 | ZC-300SI | 3"           |
| ZC-350S                 | ZC-350SI | 3 1/2"       |
| ZC-400S                 | ZC-400SI | 4"           |

### EMT Compression Couplings-Steel


- EMT Pipe to EMT Pipe



| Cat.No.  | Conduit Size |
|----------|--------------|
| ZCC-50S  | 1/2"         |
| ZCC-75S  | 3/4"         |
| ZCC-100S | 1"           |
| ZCC-125S | 1 1/4"       |
| ZCC-150S | 1 1/2"       |
| ZCC-200S | 2"           |
| ZCC-250S | 2 1/2"       |
| ZCC-300S | 3"           |
| ZCC-350S | 3 1/2"       |
| ZCC-400S | 4"           |

### EMT Combination Couplings-Zinc

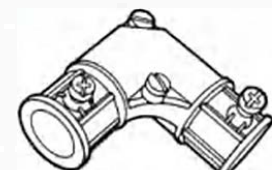
- EMT Pipe to Flex



| Cat.No. | Conduit Size |
|---------|--------------|
| ESC-050 | 1/2"         |
| ESC-075 | 3/4"         |
| ESC-100 | 1"           |

### EMT Capped Corner Couplings-Zinc

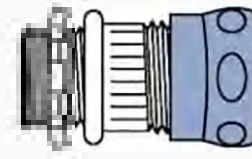
- EMT Pipe to EMT Pipe



| Cat.No. | Conduit Size |
|---------|--------------|
| CCC-050 | 1/2"         |
| CCC-075 | 3/4"         |
| CCC-100 | 1"           |

### Raintight Compression Connectors-Steel

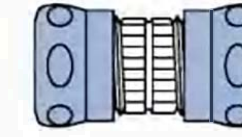
- EMT Pipe to Box



| Cat.No.                 | Cat.No.    | Conduit Size |
|-------------------------|------------|--------------|
| Non-Insulated Insulated |            |              |
| ZCRT-50S                | ZCRT-50SI  | 1/2"         |
| ZCRT-75S                | ZCRT-75SI  | 3/4"         |
| ZCRT-100S               | ZCRT-100SI | 1"           |
| ZCRT-125S               | ZCRT-125SI | 1 1/4"       |
| ZCRT-150S               | ZCRT-150SI | 1 1/2"       |
| ZCRT-200S               | ZCRT-200SI | 2"           |
| ZCRT-250S               | ZCRT-250SI | 2 1/2"       |
| ZCRT-300S               | ZCRT-300SI | 3"           |
| ZCRT-350S               | ZCRT-350SI | 3 1/2"       |
| ZCRT-400S               | ZCRT-400SI | 4"           |

### Raintight Compression Couplings-Steel

- EMT Pipe to EMT Pipe



| Cat.No.    | Conduit Size |
|------------|--------------|
| ZCCRT-50S  | 1/2"         |
| ZCCRT-75S  | 3/4"         |
| ZCCRT-100S | 1"           |
| ZCCRT-125S | 1 1/4"       |
| ZCCRT-150S | 1 1/2"       |
| ZCCRT-200S | 2"           |
| ZCCRT-250S | 2 1/2"       |
| ZCCRT-300S | 3"           |
| ZCCRT-350S | 3 1/2"       |
| ZCCRT-400S | 4"           |

**EMT Pull Corner Elbows-Zinc**

- EMT Pipe to EMT Pipe



| Cat.No. | Conduit Size |
|---------|--------------|
| ETE-050 | 1/2"         |
| ETE-075 | 3/4"         |
| ETE-100 | 1"           |



**Pull Corner Elbows-Zinc**

- EMT Pipe to Box

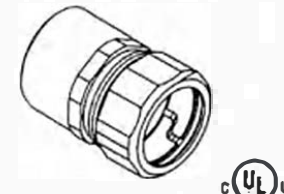


| Cat.No. | Conduit Size |
|---------|--------------|
| ETB-050 | 1/2"         |
| ETB-075 | 3/4"         |
| ETB-100 | 1"           |



**Compression Combo Couplings-Steel**

- EMT Pipe to Rigid Pipe

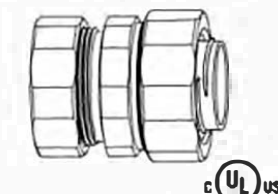


| Cat.No. | Conduit Size |
|---------|--------------|
| CER-050 | 1/2"         |
| CER-075 | 3/4"         |
| CER-100 | 1"           |



**Compression Combo Couplings-Steel**

- EMT Pipe to Liquidtight

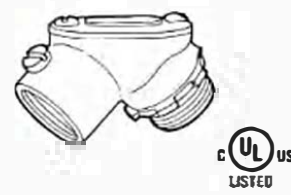


| Cat.No.   | Conduit Size |
|-----------|--------------|
| EMTLT-050 | 1/2"         |
| EMTLT-075 | 3/4"         |
| EMTLT-100 | 1"           |



**Pull Corner Elbows-Zinc**

- EMT/Rigid to Box

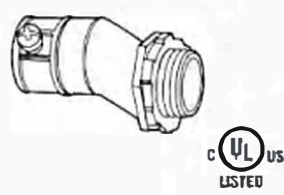


| Cat.No.  | Conduit Size |
|----------|--------------|
| ETB-050* | 1/2"         |
| ETB-075* | 3/4"         |
| ETB-100* | 1"           |



**EMT Offset Connectors-Zinc**

- EMT Pipe to Box

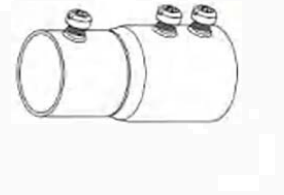


| Cat.No. | Conduit Size |
|---------|--------------|
| MHZ-50  | 1/2"         |
| MHZ-75  | 3/4"         |
| MHZ-100 | 1"           |



**EMT to Rigid Combination Couplings-Steel**

- Set Screw Type



| Cat.No.  | Conduit Size |
|----------|--------------|
| ERCC-050 | 1/2"         |
| ERCC-075 | 3/4"         |
| ERCC-100 | 1"           |

**EMT 90° Set Screw Connectors-Zinc**

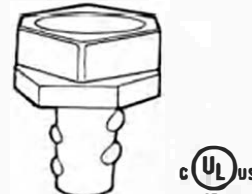
- EMT Pipe to Box



| Cat.No.  | Conduit Size |
|----------|--------------|
| ECSS-075 | 3/4"         |
| ECSS-100 | 1"           |
| ECSS-125 | 1 1/4"       |

**Compression/Screw in Type Couplings-Zinc**

- EMT Pipe to Flex



| Cat.No. | Conduit Size |
|---------|--------------|
| TMC-50  | 1/2"         |
| TMC-75  | 3/4"         |
| TMC-100 | 1"           |



**EMT Nail Straps-Steel**

- Flat Type



| Cat.No. | Conduit Size |
|---------|--------------|
| DS50    | 1/2"         |
| DS75    | 3/4"         |
| DS100   | 1"           |

**EMT One Hole Straps**

- Electro-galvanized(UL)
- Pre-galvanized



| Cat.No.  | Conduit Size |
|----------|--------------|
| OSP-038  | 3/8"         |
| OSP-050  | 1/2"         |
| OSP-075  | 3/4"         |
| OSP-100  | 1"           |
| OSP-125  | 1 1/4"       |
| OSP-150  | 1 1/2"       |
| OSP-200  | 2"           |
| OSP-250R | 2 1/2"       |
| OSP-300R | 3"           |
| OSP-350R | 3 1/2"       |
| OSP-400R | 4"           |



**EMT Two Hole Straps**

- Electro-galvanized(UL)
- Pre-galvanized

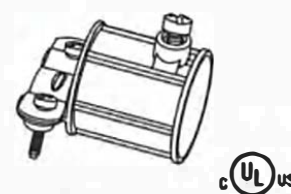


| Cat.No.  | Conduit Size |
|----------|--------------|
| TSP-038  | 3/8"         |
| TSP-050  | 1/2"         |
| TSP-075  | 3/4"         |
| TSP-100  | 1"           |
| TSP-125  | 1 1/4"       |
| TSP-150  | 1 1/2"       |
| TSP-200  | 2"           |
| TSP-250R | 2 1/2"       |
| TSP-300R | 3"           |
| TSP-350R | 3 1/2"       |
| TSP-400R | 4"           |



**Set Screw to Clamp Type Couplings-Zinc**

- EMT Pipe to FMC,AC or MC

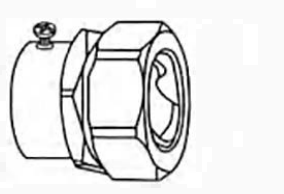


| Cat.No.  | Conduit Size |
|----------|--------------|
| EFC50-50 | 1/2"         |



**DKJ Type Set Screw Couplings-Zinc**

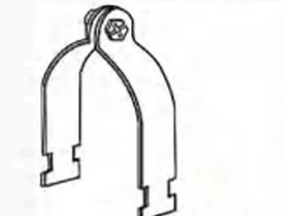
- EMT Pipe to Flex/Liquid-tight



| Cat.No.  | Conduit Size |
|----------|--------------|
| DKJB-038 | 3/8"         |
| DKJB-050 | 1/2"         |
| DKJB-075 | 3/4"         |
| DKJB-100 | 1"           |
| DKJB-125 | 1 1/4"       |
| DKJB-150 | 1 1/2"       |
| DKJB-200 | 2"           |
| DKJB-250 | 2 1/2"       |
| DKJB-300 | 3"           |
| DKJB-400 | 4"           |

**EMT Strut Clamps**

- Electro-galvanized(UL)
- Hot-dipped Galvanized
- SS304 / SS316
- Pre-galvanized



| Cat.No. | Conduit Size |
|---------|--------------|
| SC-050E | 1/2"         |
| SC-075E | 3/4"         |
| SC-100E | 1"           |
| SC-125E | 1 1/4"       |
| SC-150E | 1 1/2"       |
| SC-200E | 2"           |
| SC-250  | 2 1/2"       |
| SC-300  | 3"           |
| SC-350  | 3 1/2"       |
| SC-400  | 4"           |



**Conduit Hanger with Bolt and Nut**

- Electro-galvanized(UL)
- SS304 / SS316
- Pre-galvanized



| Cat.No. | Conduit Size |
|---------|--------------|
| CH-050  | 1/2"         |
| CH-075  | 3/4"         |
| CH-100  | 1"           |
| CH-125  | 1 1/4"       |
| CH-150  | 1 1/2"       |
| CH-200  | 2"           |
| CH-250  | 2 1/2"       |
| CH-300  | 3"           |
| CH-350  | 3 1/2"       |
| CH-400  | 4"           |

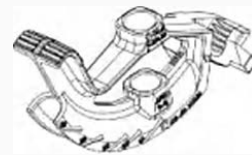


Conduit Bender with Handle  
Aluminum



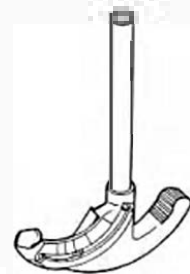
| Item No. | Conduit Size |
|----------|--------------|
| EMT      |              |
| ACB-050H | 1/2"         |
| ACB-075H | 3/4"         |
| ACB-100H | 1"           |

Conduit Bender without Handle  
Aluminum



| Item No. | Conduit Size |
|----------|--------------|
| EMT      |              |
| ACB-050  | 1/2"         |
| ACB-075  | 3/4"         |
| ACB-100  | 1"           |

Conduit Bender with Handle  
Ductile Iron



| Item No. | Conduit Size |
|----------|--------------|
| EMT      |              |
| SCB-050H | 1/2"         |
| SCB-075H | 3/4"         |
| SCB-100H | 1"           |
| SCB-125H | 1 1/4"       |

Conduit Bender without Handle  
Ductile Iron




| Item No. | Conduit Size |
|----------|--------------|
| EMT      |              |
| SCB-050  | 1/2"         |
| SCB-075  | 3/4"         |
| SCB-100  | 1"           |
| SCB-125  | 1 1/4"       |

Tube Cutter

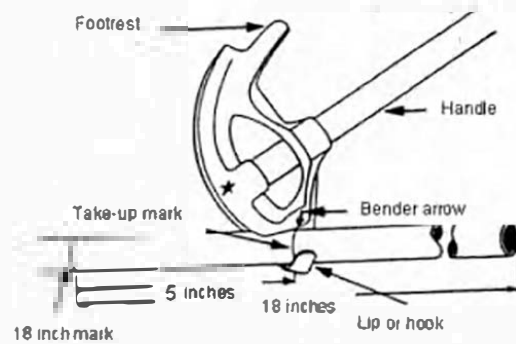


| Item No.  | Conduit Size                               |
|-----------|--|
| CT-5-50MM | For 1/2" - 2"<br>(5 - 50mm)<br>O.D. Tubing |

Steel Handle



| Item No.                | Conduit Size |
|-------------------------|--------------|
| For Aluminum Bender     |              |
| HA-01                   | 1/2" & 3/4"  |
| HA-02                   | 1"           |
| For Ductile Iron Bender |              |
| HA-050&075&100          | 1/2" - 1"    |
| HA-125                  | 1 1/4"       |



## Rigid,IMC and Fittings

- Rigid,IMC Conduit
- Rigid,IMC 90 /45 Degree Elbow
- Rigid Coupling and Nipple
- Rigid Set Screw Connector and Coupling
- Rigid Compression Connector and Coupling
- Rigid Conduit Bushing
- Rigid Conduit Hub
- Rigid Conduit Union
- Male Enlarger and Locknut
- Rigid Strap, Clamp and Hanger
- Malleable Iron Rigid Fittings



## IMC Conduit Pipe

Accord to ANSI C80.6, UL 1242

Finish: Hot-dipped Galvanized(UL Listed)




| Cat.No.  | Trade Size Designator |            | Nominal Outside Dia. |        | Nominal Wall Thickness |      | Length |
|----------|-----------------------|------------|----------------------|--------|------------------------|------|--------|
|          | Trade Size            | Designator | in                   | mm     | in                     | mm   |        |
| IMC-050H | 1/2"                  | 16         | 0.815                | 20.70  | 0.078                  | 1.98 | 3000   |
| IMC-075H | 3/4"                  | 21         | 1.029                | 26.10  | 0.083                  | 2.10 | 3000   |
| IMC-100H | 1"                    | 27         | 1.290                | 32.77  | 0.093                  | 2.35 | 3000   |
| IMC-125H | 1 1/4"                | 35         | 1.638                | 41.59  | 0.095                  | 2.42 | 3000   |
| IMC-150H | 1 1/2"                | 41         | 1.883                | 47.82  | 0.100                  | 2.54 | 3000   |
| IMC-200H | 2"                    | 53         | 2.360                | 59.93  | 0.105                  | 2.67 | 3000   |
| IMC-250H | 2 1/2"                | 63         | 2.857                | 72.57  | 0.150                  | 3.81 | 3000   |
| IMC-300H | 3"                    | 78         | 3.476                | 88.29  | 0.150                  | 3.81 | 3000   |
| IMC-350H | 3 1/2"                | 91         | 3.971                | 100.86 | 0.150                  | 3.81 | 3000   |
| IMC-400H | 4"                    | 103        | 4.466                | 113.44 | 0.150                  | 3.81 | 3000   |



## IMC Economic Pipe

Finish: Pre-galvanized




| Trade Size Designator | Nominal Outside Dia. |       | Standard Thickness | Thinwall Thickness | Two Length |           |
|-----------------------|----------------------|-------|--------------------|--------------------|------------|-----------|
|                       | in                   | mm    |                    |                    | ft         | mm        |
| 1/2"                  | 16                   | 0.815 | 20.70              | 1.79               | 1.45       | 3000 3050 |
| 3/4"                  | 21                   | 1.029 | 26.10              | 1.90               | 1.45       | 3000 3050 |
| 1"                    | 27                   | 1.290 | 32.77              | 2.15               | 1.70       | 3000 3050 |
| 1 1/4"                | 35                   | 1.638 | 41.59              | 2.16               | 1.70       | 3000 3050 |
| 1 1/2"                | 41                   | 1.883 | 47.82              | 2.29               | 1.90       | 3000 3050 |
| 2"                    | 53                   | 2.360 | 59.93              | 2.41               | 2.10       | 3000 3050 |


Note: All information available at the time of order  
If you need other thickness or length pls contact us.

## IMC Elbow

Finish: Pre-galvanized(1/2" -2")  
Hot-dipped Galvanized(2 1/2" -4")

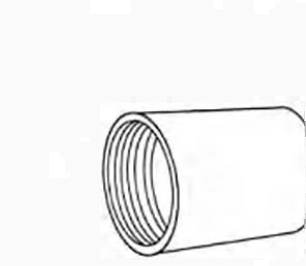


| Cat.No. | Size   |
|---------|--------|
| 8320    | 1/2"   |
| 8321    | 3/4"   |
| 8322    | 1"     |
| 8323    | 1 1/4" |
| 8324    | 1 1/2" |
| 8325    | 2"     |
| 8326    | 2 1/2" |
| 8327    | 3"     |
| 8328    | 3 1/2" |
| 8329    | 4"     |




## IMC Couplings

Finish: Electro-galvanized  
Hot-dipped Galvanized



| Cat. No. | Size   |
|----------|--------|
| IC-050   | 1/2"   |
| IC-075   | 3/4"   |
| IC-100   | 1"     |
| IC-125   | 1 1/4" |
| IC-150   | 1 1/2" |
| IC-200   | 2"     |
| IC-250   | 2 1/2" |
| IC-300   | 3"     |
| IC-350   | 3 1/2" |
| IC-400   | 4"     |



## Rigid Steel Conduit

Accord to ANSI C80.1, UL6

- Hot-dipped Galvanized
- Aluminum
- Stainless Steel




| Cat.No. | Trade Size Designator |            | Nominal Outside Dia. |        | Nominal Wall Thickness |      | Length |
|---------|-----------------------|------------|----------------------|--------|------------------------|------|--------|
|         | Trade Size            | Designator | in                   | mm     | in                     | mm   |        |
| RGD-050 | 1/2"                  | 16         | 0.840                | 21.34  | 0.104                  | 2.64 | 3000   |
| RGD-075 | 3/4"                  | 21         | 1.050                | 26.67  | 0.107                  | 2.72 | 3000   |
| RGD-100 | 1"                    | 27         | 1.315                | 33.40  | 0.126                  | 3.20 | 3000   |
| RGD-125 | 1 1/4"                | 35         | 1.660                | 42.16  | 0.133                  | 3.38 | 3000   |
| RGD-150 | 1 1/2"                | 41         | 1.900                | 48.26  | 0.138                  | 3.51 | 3000   |
| RGD-200 | 2"                    | 53         | 2.375                | 60.33  | 0.146                  | 3.71 | 3000   |
| RGD-250 | 2 1/2"                | 63         | 2.875                | 73.03  | 0.193                  | 4.90 | 3000   |
| RGD-300 | 3"                    | 78         | 3.500                | 88.90  | 0.205                  | 5.21 | 3000   |
| RGD-350 | 3 1/2"                | 91         | 4.000                | 101.60 | 0.215                  | 5.46 | 3000   |
| RGD-400 | 4"                    | 103        | 4.500                | 114.30 | 0.225                  | 5.72 | 3000   |
| RGD-500 | 5"                    | 129        | 5.563                | 141.30 | 0.245                  | 6.22 | 3000   |
| RGD-600 | 6"                    | 155        | 6.625                | 168.30 | 0.266                  | 6.76 | 3000   |




## Rigid Conduit Elbows

- Hot-dipped Galvanized
- Aluminum
- Stainless Steel



| Cat.No. | Cat.No. | Size   |
|---------|---------|--------|
| 90°     | 45°     |        |
| 8344    | 8356    | 1/2"   |
| 8345    | 8357    | 3/4"   |
| 8346    | 8358    | 1"     |
| 8347    | 8359    | 1 1/4" |
| 8348    | 8360    | 1 1/2" |
| 8349    | 8361    | 2"     |
| 8350    | 8362    | 2 1/2" |
| 8351    | 8363    | 3"     |
| 8352    | 8364    | 3 1/2" |
| 8353    | 8365    | 4"     |
| 8354    | 8366    | 5"     |
| 8355    | 8367    | 6"     |



## Rigid Conduit Couplings

- Electro-galvanized
- Hot-dipped Galvanized
- Aluminum
- Stainless Steel




| Cat.No. | Size   |
|---------|--------|
| 0324    | 1/2"   |
| 0325    | 3/4"   |
| 0326    | 1"     |
| 0327    | 1 1/4" |
| 0328    | 1 1/2" |
| 0329    | 2"     |
| 0330    | 2 1/2" |
| 0331    | 3"     |
| 0332    | 3 1/2" |
| 0333    | 4"     |
| 0334    | 5"     |
| 0335    | 6"     |



## Pipe End Caps-Malleable

Finish: Hot-dipped Galvanized



| Cat.No.  | Size   |
|----------|--------|
| CAP-050M | 1/2"   |
| CAP-075M | 3/4"   |
| CAP-100M | 1"     |
| CAP-125M | 1 1/4" |
| CAP-150M | 1 1/2" |
| CAP-200M | 2"     |
| CAP-250M | 2 1/2" |
| CAP-300M | 3"     |
| CAP-350M | 3 1/2" |
| CAP-400M | 4"     |



### Rigid Conduit Nipples

- Electro-galvanized
- Hot-dipped Galvanized
- Aluminum
- Stainless Steel

| Cat.No. | Conduit Size | Length |
|---------|--------------|--------|
| 8380    | 1/2"         | Close  |
| 8380112 | 1/2"         | 1 1/2" |
| 83802   | 1/2"         | 2"     |
| 8380212 | 1/2"         | 2 1/2" |
| 83803   | 1/2"         | 3"     |
| 8380312 | 1/2"         | 3 1/2" |
| 83804   | 1/2"         | 4"     |
| 83805   | 1/2"         | 5"     |
| 83806   | 1/2"         | 6"     |
| 83808   | 1/2"         | 8"     |
| 838010  | 1/2"         | 10"    |
| 8381    | 3/4"         | Close  |
| 83812   | 3/4"         | 2"     |
| 8381212 | 3/4"         | 2 1/2" |
| 83813   | 3/4"         | 3"     |
| 8381312 | 3/4"         | 3 1/2" |
| 83814   | 3/4"         | 4"     |
| 83815   | 3/4"         | 5"     |
| 83816   | 3/4"         | 6"     |
| 83818   | 3/4"         | 8"     |
| 838110  | 3/4"         | 10"    |
| 8382    | 1"           | Close  |
| 83822   | 1"           | 2"     |
| 8382212 | 1"           | 2 1/2" |
| 83823   | 1"           | 3"     |
| 8382312 | 1"           | 3 1/2" |
| 83824   | 1"           | 4"     |
| 83825   | 1"           | 5"     |
| 83826   | 1"           | 6"     |
| 83828   | 1"           | 8"     |
| 838210  | 1"           | 10"    |
| 8383    | 1 1/4"       | Close  |
| 83832   | 1 1/4"       | 2"     |
| 8383212 | 1 1/4"       | 2 1/2" |
| 83833   | 1 1/4"       | 3"     |
| 8383312 | 1 1/4"       | 3 1/2" |
| 83834   | 1 1/4"       | 4"     |
| 83835   | 1 1/4"       | 5"     |
| 83838   | 1 1/4"       | 6"     |
| 83838   | 1 1/4"       | 8"     |
| 838310  | 1 1/4"       | 10"    |
| 8384    | 1 1/2"       | Close  |
| 83842   | 1 1/2"       | 2"     |
| 8384212 | 1 1/2"       | 2 1/2" |
| 83843   | 1 1/2"       | 3"     |
| 8384312 | 1 1/2"       | 3 1/2" |
| 83844   | 1 1/2"       | 4"     |
| 83845   | 1 1/2"       | 5"     |
| 83846   | 1 1/2"       | 6"     |
| 83848   | 1 1/2"       | 8"     |
| 838410  | 1 1/2"       | 10"    |
| 8385    | 2"           | Close  |
| 8385212 | 2"           | 2 1/2" |
| 83853   | 2"           | 3"     |
| 8385312 | 2"           | 3 1/2" |



Close



### Chase Nipples - Zinc / Steel

- Box to Conduit Coupling

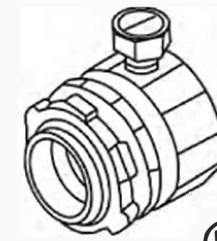


| Cat.No. | Cat.No. | Conduit Size |
|---------|---------|--------------|
| Zinc    | Steel   |              |
| CN-050  | CN-050S | 1/2"         |
| CN-075  | CN-075S | 3/4"         |
| CN-100  | CN-100S | 1"           |
|         | CN-125S | 1 1/4"       |
|         | CN-150S | 1 1/2"       |
|         | CN-200S | 2"           |
|         | CN-250S | 2 1/2"       |
|         | CN-300S | 3"           |
|         | CN-350S | 3 1/2"       |
|         | CN-400S | 4"           |

Insulated also available

### Rigid Set Screw Connectors-Steel

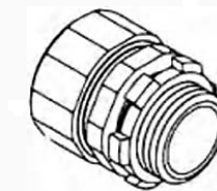
- Rigid Pipe to Box



| Cat.No.   | Conduit Size |
|-----------|--------------|
| SSCN-050R | 1/2"         |
| SSCN-075R | 3/4"         |
| SSCN-100R | 1"           |
| SSCN-125R | 1 1/4"       |
| SSCN-150R | 1 1/2"       |
| SSCN-200R | 2"           |

### Rigid Compression Connectors-Steel

- Rigid Pipe to Box

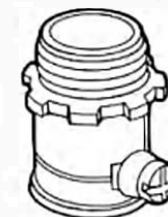


| Cat.No. | Conduit Size |
|---------|--------------|
| RT-050  | 1/2"         |
| RT-075  | 3/4"         |
| RT-100  | 1"           |
| RT-125  | 1 1/4"       |
| RT-150  | 1 1/2"       |
| RT-200  | 2"           |

Raintight also available

### Rigid Set Screw Connectors-Zinc

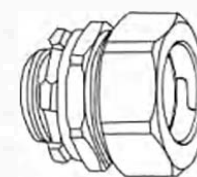
- Rigid Pipe to Box



| Cat.No.    | Conduit Size |
|------------|--------------|
| SSCN-050RZ | 1/2"         |
| SSCN-075RZ | 3/4"         |
| SSCN-100RZ | 1"           |
| SSCN-125RZ | 1 1/4"       |
| SSCN-150RZ | 1 1/2"       |
| SSCN-200RZ | 2"           |

### Rigid Compression Connectors-Zinc

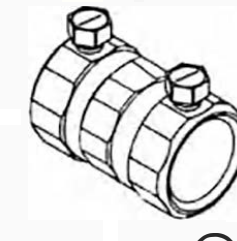
- Rigid Pipe to Box



| Cat.No.  | Conduit Size |
|----------|--------------|
| RCCN-050 | 1/2"         |
| RCCN-075 | 3/4"         |
| RCCN-100 | 1"           |
| RCCN-125 | 1 1/4"       |
| RCCN-150 | 1 1/2"       |
| RCCN-200 | 2"           |

### Rigid Set Screw Couplings-Steel

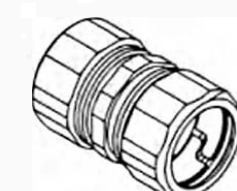
- Rigid Pipe to Rigid Pipe



| Cat.No.   | Conduit Size |
|-----------|--------------|
| SSCP-050R | 1/2"         |
| SSCP-075R | 3/4"         |
| SSCP-100R | 1"           |
| SSCP-125R | 1 1/4"       |
| SSCP-150R | 1 1/2"       |
| SSCP-200R | 2"           |

### Rigid Compression Couplings Steel

- Rigid Pipe to Rigid Pipe



| Cat.No. | Conduit Size |
|---------|--------------|
| RTC-050 | 1/2"         |
| RTC-075 | 3/4"         |
| RTC-100 | 1"           |
| RTC-125 | 1 1/4"       |
| RTC-150 | 1 1/2"       |
| RTC-200 | 2"           |

Raintight also available

### Rigid Set Screw Couplings-Zinc

- Rigid Pipe to Rigid Pipe



| Cat.No.    | Conduit Size |
|------------|--------------|
| SSCP-050RZ | 1/2"         |
| SSCP-075RZ | 3/4"         |
| SSCP-100RZ | 1"           |
| SSCP-125RZ | 1 1/4"       |
| SSCP-150RZ | 1 1/2"       |
| SSCP-200RZ | 2"           |

### Rigid Compression Couplings Zinc

- Rigid Pipe to Rigid Pipe



| Cat.No.  | Conduit Size |
|----------|--------------|
| RCCP-050 | 1/2"         |
| RCCP-075 | 3/4"         |
| RCCP-100 | 1"           |
| RCCP-125 | 1 1/4"       |
| RCCP-150 | 1 1/2"       |
| RCCP-200 | 2"           |

**Rigid Set Screw Connectors-Malleable**

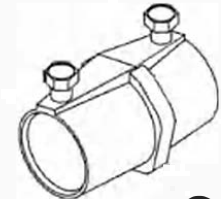
• Rigid Pipe to Box



| Cat.No.       | Cat.No.    | Conduit Size |
|---------------|------------|--------------|
| Non-Insulated | Insulated  |              |
| SSCN-050M     | SSCN-050MI | 1/2"         |
| SSCN-075M     | SSCN-075MI | 3/4"         |
| SSCN-100M     | SSCN-100MI | 1"           |
| SSCN-125M     | SSCN-125MI | 1 1/4"       |
| SSCN-150M     | SSCN-150MI | 1 1/2"       |
| SSCN-200M     | SSCN-200MI | 2"           |
| SSCN-500M     | SSCN-500MI | 5"           |
| SSCN-600M     | SSCN-600MI | 6"           |

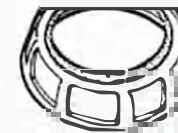
**Rigid Set Screw Couplings-Malleable**

• Rigid Pipe to Rigid Pipe



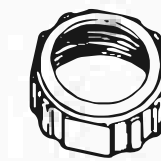
| Cat.No.   | Conduit Size |
|-----------|--------------|
| SSCP-050M | 1/2"         |
| SSCP-075M | 3/4"         |
| SSCP-100M | 1"           |
| SSCP-125M | 1 1/4"       |
| SSCP-150M | 1 1/2"       |
| SSCP-200M | 2"           |
| SSCP-500M | 5"           |
| SSCP-600M | 6"           |

**Conduit Bushings-Zinc**



| Cat No.       | Cat.No.   | Conduit Size |
|---------------|-----------|--------------|
| Non-Insulated | Insulated |              |
| CB-050        | CB-050I   | 1/2"         |
| CB-075        | CB-075I   | 3/4"         |
| CB-100        | CB-100I   | 1"           |
| CB-125        | CB-125I   | 1 1/4"       |
| CB-150        | CB-150I   | 1 1/2"       |
| CB-200        | CB-200I   | 2"           |
| CB-250        | CB-250I   | 2 1/2"       |
| CB-300        | CB-300I   | 3"           |
| CB-400        | CB-400I   | 4"           |

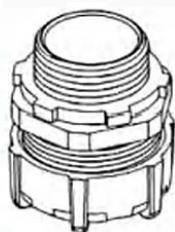
**Conduit Bushings-Malleable**



| Cat.No.       | Cat.No.   | Conduit Size |
|---------------|-----------|--------------|
| Non-Insulated | Insulated |              |
| CB-050M       | CB-050MI  | 1/2"         |
| CB-075M       | CB-075MI  | 3/4"         |
| CB-100M       | CB-100MI  | 1"           |
| CB-125M       | CB-125MI  | 1 1/4"       |
| CB-150M       | CB-150MI  | 1 1/2"       |
| CB-200M       | CB-200MI  | 2"           |
| CB-250M       | CB-250MI  | 2 1/2"       |
| CB-300M       | CB-300MI  | 3"           |
| CB-350M       | CB-350MI  | 3 1/2"       |
| CB-400M       | CB-400MI  | 4"           |
| CB-500M       | CB-500MI  | 5"           |
| CB-600M       | CB-600MI  | 6"           |

**Rigid Compression Connectors-Malleable**

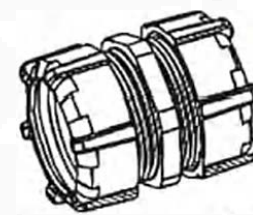
• Rigid Pipe to Box



| Cat.No.       | Cat.No.    | Conduit Size |
|---------------|------------|--------------|
| Non-Insulated | Insulated  |              |
| RCCN-050M     | RCCN-050MI | 1/2"         |
| RCCN-075M     | RCCN-075MI | 3/4"         |
| RCCN-100M     | RCCN-100MI | 1"           |
| RCCN-125M     | RCCN-125MI | 1 1/4"       |
| RCCN-150M     | RCCN-150MI | 1 1/2"       |
| RCCN-200M     | RCCN-200MI | 2"           |
| RCCN-250M     | RCCN-250MI | 2 1/2"       |
| RCCN-300M     | RCCN-300MI | 3"           |
| RCCN-350M     | RCCN-350MI | 3 1/2"       |
| RCCN-400M     | RCCN-400MI | 4"           |
| RCCN-500M     | RCCN-500MI | 5"           |
| RCCN-600M     | RCCN-600MI | 6"           |

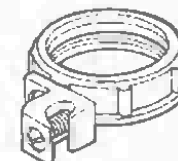
**Rigid Compression Couplings-Malleable**

• Rigid Pipe to Rigid Pipe



| Cat.No.   | Conduit Size |
|-----------|--------------|
| RCCP-050M | 1/2"         |
| RCCP-075M | 3/4"         |
| RCCP-100M | 1"           |
| RCCP-125M | 1 1/4"       |
| RCCP-150M | 1 1/2"       |
| RCCP-200M | 2"           |
| RCCP-250M | 2 1/2"       |
| RCCP-300M | 3"           |
| RCCP-350M | 3 1/2"       |
| RCCP-400M | 4"           |
| RCCP-500M | 5"           |
| RCCP-600M | 6"           |

**Grounding Bushings Zinc / Malleable Iron**



Zinc

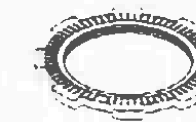


Malleable Iron



| Cat No. | Conduit Size |
|---------|--------------|
| CB-050G | 1/2"         |
| CB-075G | 3/4"         |
| CB-100G | 1"           |
| CB-125G | 1 1/4"       |
| CB-150G | 1 1/2"       |
| CB-200G | 2"           |
| CB-250G | 2 1/2"       |
| CB-300G | 3"           |
| CB-350G | 3 1/2"       |
| CB-400G | 4"           |
| CB-500G | 5"           |
| CB-600G | 6"           |

**Locknut Zinc / Steel**



Zinc



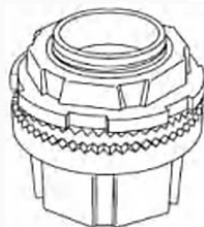
Steel



| Cat.No. | Cat.No. | Conduit Size |
|---------|---------|--------------|
| Zinc    | Steel   |              |
| ZLN-050 | LN-050  | 1/2"         |
| ZLN-075 | LN-075  | 3/4"         |
| ZLN-100 | LN-100  | 1"           |
| ZLN-125 | LN-125  | 1 1/4"       |
| ZLN-150 | LN-150  | 1 1/2"       |
| ZLN-200 | LN-200  | 2"           |
| ZLN-250 | LN-250  | 2 1/2"       |
| ZLN-300 | LN-300  | 3"           |
| ZLN-350 | LN-350  | 3 1/2"       |
| ZLN-400 | LN-400  | 4"           |
|         | LN-500  | 5"           |
|         | LN-600  | 6"           |

**Waterlight Hubs-Zinc**

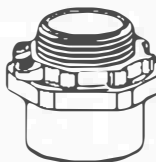

• with Insulated Throat



| Cat.No. | Conduit Size |
|---------|--------------|
| H-050   | 1/2"         |
| H-075   | 3/4"         |
| H-100   | 1"           |
| H-125   | 1 1/4"       |
| H-150   | 1 1/2"       |
| H-200   | 2"           |
| H-250   | 2 1/2"       |
| H-300   | 3"           |
| H-400   | 4"           |

**Waterlight Hubs with Bonding Screw**

• with Insulated Throat



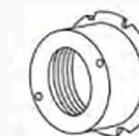
| Cat.No. | Cat.No.   | Conduit Size |
|---------|-----------|--------------|
| Zinc    | Malleable |              |
| H-050   | H-050M    | 1/2"         |
| H-075   | H-075M    | 3/4"         |
| H-100   | H-100M    | 1"           |
| H-125   | H-125M    | 1 1/4"       |
| H-150   | H-150M    | 1 1/2"       |
| H-200   | H-200M    | 2"           |
|         | H-250M    | 2 1/2"       |
|         | H-300M    | 3"           |
|         | H-350M    | 3 1/2"       |
|         | H-400M    | 4"           |
|         | H-500M    | 5"           |
|         | H-600M    | 6"           |

**Grounding Locknuts-Steel**



| Cat No. | Conduit Size |
|---------|--------------|
| LNS-050 | 1/2"         |
| LNS-075 | 3/4"         |
| LNS-100 | 1"           |
| LNS-125 | 1 1/4"       |
| LNS-150 | 1 1/2"       |
| LNS-200 | 2"           |
| LNS-250 | 2 1/2"       |
| LNS-300 | 3"           |
| LNS-350 | 3 1/2"       |
| LNS-400 | 4"           |

**Steel Bushing**



| Cat.No. | Conduit Size |
|---------|--------------|
| BRC-050 | 1/2"         |
| BRC-075 | 3/4"         |
| BRC-100 | 1"           |

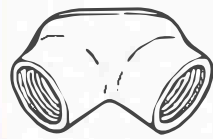
**Grounding Terminal-Aluminum / Copper**



| Cat.No.  | Wire Size |
|----------|-----------|
| Aluminum |           |
| GT-4-14  | 4-14#     |
| GT-4-1/0 | 1/0-14#   |
| Copper   |           |
| GT-4-14  | 4-14#     |
| GT-4-1/0 | 1/0-14#   |

**Pull Coupler Elbows-Zinc / Malleable**

■ Rigid Pipe to Rigid Pipe



| Cat.No. | Cat.No.   | Conduit Size |
|---------|-----------|--------------|
| Zinc    | Malleable |              |
| RTR-050 | RTR-050M  | 1/2"         |
| RTR-075 | RTR-075M  | 3/4"         |
| RTR-100 | RTR-100M  | 1"           |
|         | RTR-125M  | 1 1/4"       |
|         | RTR-150M  | 1 1/2"       |
|         | RTR-200M  | 2"           |

**Pull Coupler Elbows-Zinc / Malleable**


■ Rigid Pipe to Box



| Cat.No. | Cat.No.   | Conduit Size |
|---------|-----------|--------------|
| Zinc    | Malleable |              |
| RTB-050 | RTB-050M  | 1/2"         |
| RTB-075 | RTB-075M  | 3/4"         |
| RTB-100 | RTB-100M  | 1"           |
|         | RTB-125M  | 1 1/4"       |
|         | RTB-150M  | 1 1/2"       |
|         | RTB-200M  | 2"           |

**Rigid Union Male-Steel**


■ Zinc plated  
■ Hot-dipped Galvanized



| Cat.No. | Conduit Size |
|---------|--------------|
| UNM-050 | 1/2"         |
| UNM-075 | 3/4"         |
| UNM-100 | 1"           |
| UNM-125 | 1 1/4"       |
| UNM-150 | 1 1/2"       |
| UNM-200 | 2"           |
| UNM-250 | 2 1/2"       |
| UNM-300 | 3"           |
| UNM-400 | 4"           |

**Rigid Union Female-Steel**

■ Zinc plated  
■ Hot-dipped Galvanized



| Cat.No. | Conduit Size |
|---------|--------------|
| UNF-050 | 1/2"         |
| UNF-075 | 3/4"         |
| UNF-100 | 1"           |
| UNF-125 | 1 1/4"       |
| UNF-150 | 1 1/2"       |
| UNF-200 | 2"           |
| UNF-250 | 2 1/2"       |
| UNF-300 | 3"           |
| UNF-400 | 4"           |

**Pull Corner Elbows-Zinc**

■ EMT/Rigid to EMT/Rigid



| Cat.No.  | Conduit Size |
|----------|--------------|
| ETE-050° | 1/2"         |
| ETE-075° | 3/4"         |
| ETE-100° | 1"           |

**90° Short Radius Elbows-Zinc**

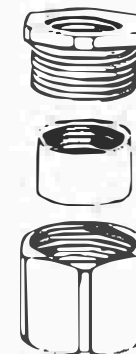
■ Rigid Pipe to Box



| Cat.No. | Conduit Size |
|---------|--------------|
| SRE-075 | 3/4"         |
| SRE-100 | 1"           |

**3-piece Union-Malleable / Steel**

■ Zinc plated  
■ Hot-dipped Galvanized



| Cat.No. | Conduit Size |
|---------|--------------|
| TPU-050 | 1/2"         |
| TPU-075 | 3/4"         |
| TPU-100 | 1"           |
| TPU-125 | 1 1/4"       |
| TPU-150 | 1 1/2"       |
| TPU-200 | 2"           |
| TPU-250 | 2 1/2"       |
| TPU-300 | 3"           |
| TPU-350 | 3 1/2"       |
| TPU-400 | 4"           |
| TPU-500 | 5"           |
| TPU-600 | 6"           |

**Split Couplings-Malleable**

■ Zinc plated  
■ Hot-dipped Galvanized



| Cat.No. | Conduit Size |
|---------|--------------|
| MSC-050 | 1/2"         |
| MSC-075 | 3/4"         |
| MSC-100 | 1"           |
| MSC-125 | 1 1/4"       |
| MSC-150 | 1 1/2"       |
| MSC-200 | 2"           |
| MSC-250 | 2 1/2"       |
| MSC-300 | 3"           |
| MSC-350 | 3 1/2"       |
| MSC-400 | 4"           |
| MSC-500 | 5"           |
| MSC-600 | 6"           |

**Reducing Bushings**

■ Steel with Zinc Plated  
■ SS304/SS316



| Cat.No.   | Conduit Size    |
|-----------|-----------------|
| RB-075050 | 3/4" x 1/2"     |
| RB-100050 | 1" x 1/2"       |
| RB-100075 | 1" x 3/4"       |
| RB-125050 | 1 1/4" x 1/2"   |
| RB-125075 | 1 1/4" x 3/4"   |
| RB-125100 | 1 1/4" x 1"     |
| RB-150050 | 1 1/2" x 1/2"   |
| RB-150075 | 1 1/2" x 3/4"   |
| RB-150100 | 1 1/2" x 1"     |
| RB-150125 | 1 1/2" x 1 1/4" |
| RB-200050 | 2" x 1 1/2"     |
| RB-200075 | 2" x 3/4"       |
| RB-200100 | 2" x 1"         |
| RB-200125 | 2" x 1 1/4"     |
| RB-200150 | 2" x 1 1/2"     |

Other big size also available

**Reducing Washers**

■ Pre-galvanized



| Cat.No.   | Conduit Size    |
|-----------|-----------------|
| RW-075050 | 3/4" x 1/2"     |
| RW-100050 | 1" x 1/2"       |
| RW-100075 | 1" x 3/4"       |
| RW-125050 | 1 1/4" x 1/2"   |
| RW-125075 | 1 1/4" x 3/4"   |
| RW-125100 | 1 1/4" x 1"     |
| RW-150050 | 1 1/2" x 1/2"   |
| RW-150075 | 1 1/2" x 3/4"   |
| RW-150100 | 1 1/2" x 1"     |
| RW-150125 | 1 1/2" x 1 1/4" |
| RW-200050 | 2" x 1 1/2"     |
| RW-200075 | 2" x 3/4"       |
| RW-200100 | 2" x 1"         |
| RW-200125 | 2" x 1 1/4"     |
| RW-200150 | 2" x 1 1/2"     |

**Rigid Expansion Couplings-Malleable**

■ Box to Box



| Cat.No. | Conduit Size |
|---------|--------------|
| XJ-050  | 1/2"         |
| XJ-075  | 3/4"         |
| XJ-100  | 1"           |
| XJ-125  | 1 1/4"       |
| XJ-150  | 1 1/2"       |
| XJ-200  | 2"           |
| XJ-250  | 2 1/2"       |
| XJ-300  | 3"           |
| XJ-350  | 3 1/2"       |
| XJ-400  | 4"           |

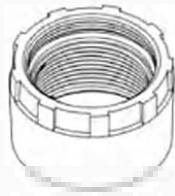
**Liquid Tight Sealing Gaskets-Steel**



| Cat.No. | Conduit Size |
|---------|--------------|
| SG-050  | 1/2"         |
| SG-075  | 3/4"         |
| SG-100  | 1"           |
| SG-125  | 1 1/4"       |
| SG-150  | 1 1/2"       |
| SG-200  | 2"           |
| SG-250  | 2 1/2"       |
| SG-300  | 3"           |
| SG-350  | 3 1/2"       |
| SG-400  | 4"           |
| SG-500  | 5"           |
| SG-600  | 6"           |

**Rigid Cable Support Body-Malleable**

- For Threaded Rigid Conduit & IMC



| Cat.No. | Conduit Size |
|---------|--------------|
| CSB-150 | 1½"          |
| CSB-200 | 2"           |
| CSB-250 | 2½"          |
| CSB-300 | 3"           |
| CSB-350 | 3½"          |
| CSB-400 | 4"           |

**Offset Nipple-Zinc Malleable**

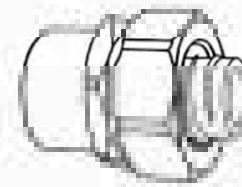
- Offset Axis of Raceway



| Cat.No. | Cat.No.   | Conduit Size |
|---------|-----------|--------------|
| Zinc    | Malleable |              |
| OFN-050 | OFN-050M  | ½"           |
| OFN-075 | OFN-075M  | ¾"           |
| OFN-100 | OFN-100M  | 1"           |
| OFN-125 | OFN-125M  | 1¼"          |
| OFN-150 |           | 1½"          |
| OFN-200 |           | 2"           |

**Compression Combo Couplings-Steel**

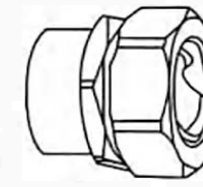
- Rigid Pipe to Liquidtight



| Cat.No.   | Conduit Size |
|-----------|--------------|
| RGDLT-038 | ¾"           |
| RGDLT-050 | ½"           |
| RGDLT-075 | ¾"           |
| RGDLT-100 | 1"           |

**DPN Type Coupling-Steel**


- Rigid Pipe to Flex/Liquidtight



| Cat.No.  | Conduit Size |
|----------|--------------|
| DPNB-038 | ¾"           |
| DPNB-050 | ½"           |
| DPNB-075 | ¾"           |
| DPNB-100 | 1"           |
| DPNB-125 | 1¼"          |
| DPNB-150 | 1½"          |
| DPNB-200 | 2"           |
| DPNB-250 | 2½"          |
| DPNB-300 | 3"           |
| DPNB-400 | 4"           |

**Straight Concrete Slab Electro Form Inserts**

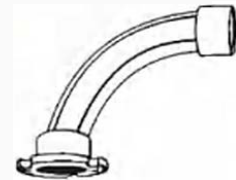
- For Threaded Rigid Conduit & IMC



| Cat.No. | Conduit Size |
|---------|--------------|
| EF-50   | ½"           |
| EF-75   | ¾"           |
| EF-100  | 1"           |
| EF-125  | 1¼"          |

**90 Concrete Slab Electro Form Inserts**

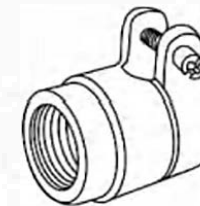
- For Threaded Rigid Conduit & IMC



| Cat.No. | Conduit Size |
|---------|--------------|
| EFL-50  | ½"           |
| EFL-75  | ¾"           |
| EFL-100 | 1"           |

**Combo Couplings-Malleable**

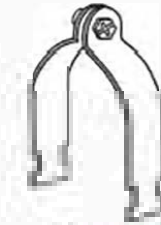
- Rigid Pipe to Flex



| Cat.No.  | Conduit Size |
|----------|--------------|
| CCRF-050 | ½"           |
| CCRF-075 | ¾"           |
| CCRF-100 | 1"           |
| CCRF-125 | 1¼"          |

**Rigid Strut Clamps**

- Electro-galvanized(UL)
- Hot-dipped Galvanized
- SS304 / SS316
- Pre-galvanized



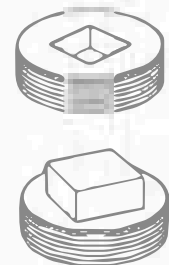
| Cat.No. | Conduit Size |
|---------|--------------|
| SC-050  | ½"           |
| SC-075  | ¾"           |
| SC-100  | 1"           |
| SC-125  | 1¼"          |
| SC-150  | 1½"          |
| SC-200  | 2"           |
| SC-250  | 2½"          |
| SC-300  | 3"           |
| SC-350  | 3½"          |
| SC-400  | 4"           |
| SC-500  | 5"           |
| SC-600  | 6"           |
| SC-800  | 8"           |
| SC-1000 | 10"          |
| SC-1200 | 12"          |

**Rigid Floor Flange Plate-Malleable**

- 4-Holes



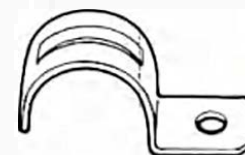
| Cat.No.  | Conduit Size |
|----------|--------------|
| FB4-050Z | ½"           |
| FB4-075Z | ¾"           |
| FB4-100Z | 1"           |
| FB4-125Z | 1¼"          |
| FB4-150Z | 1½"          |
| FB4-200Z | 2"           |

**Countersunk Plugs-Steel / Malleable**


| Cat.No. | Conduit Size |
|---------|--------------|
| CP-050  | ½"           |
| CP-075  | ¾"           |
| CP-100  | 1"           |
| CP-125  | 1¼"          |
| CP-150  | 1½"          |
| CP-200  | 2"           |

**Rigid One Hole Straps**

- Electro-galvanized(UL)



| Cat.No.  | Conduit Size |
|----------|--------------|
| OSP-038R | ¾"           |
| OSP-050R | ½"           |
| OSP-075R | ¾"           |
| OSP-100R | 1"           |
| OSP-125R | 1¼"          |
| OSP-150R | 1½"          |
| OSP-200R | 2"           |
| OSP-250R | 2½"          |
| OSP-300R | 3"           |
| OSP-350R | 3½"          |
| OSP-400R | 4"           |
| OSP-500R | 5"           |
| OSP-600R | 6"           |

**Rigid Two Hole Straps**

- Electro-galvanized(UL)



| Cat.No.  | Conduit Size |
|----------|--------------|
| TSP-050R | ½"           |
| TSP-075R | ¾"           |
| TSP-100R | 1"           |
| TSP-125R | 1¼"          |
| TSP-150R | 1½"          |
| TSP-200R | 2"           |
| TSP-250R | 2½"          |
| TSP-300R | 3"           |
| TSP-350R | 3½"          |
| TSP-400R | 4"           |
| TSP-500R | 5"           |
| TSP-800R | 6"           |

**Rigid Male Enlarger-Steel**

- Adapt an outlet hole to the next larger size of pipe



| Cat.No.   | Conduit Size |
|-----------|--------------|
| ME-050075 | ½" M x ¾" F  |
| ME-050100 | ½" M x 1" F  |
| ME-075100 | ¾" M x 1" F  |
| ME-100125 | 1" M x 1¼" F |

**Rigid Male Enlarger-Malleable**

- Adapt an outlet hole to the next larger size of pipe



| Cat.No.   | Conduit Size |
|-----------|--------------|
| RME-5075  | ½" M x ¾" F  |
| RME-50100 | ½" M x 1" F  |
| RME-75100 | ¾" M x 1" F  |

### Rigid Strap One Hole-Malleable

- Zinc Plated
- Hot-dipped Galvanized



| Cat.No. | Conduit Size |
|---------|--------------|
| MST-38  | 3/8"         |
| MST-050 | 1/2"         |
| MST-075 | 3/4"         |
| MST-100 | 1"           |
| MST-125 | 1 1/4"       |
| MST-150 | 1 1/2"       |
| MST-200 | 2"           |
| MST-250 | 2 1/2"       |
| MST-300 | 3"           |
| MST-350 | 3 1/2"       |
| MST-400 | 4"           |
| MST-500 | 5"           |
| MST-600 | 6"           |

### Rigid Clamp Backs-Malleable

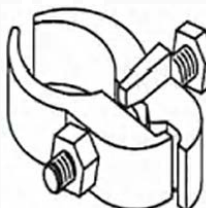
- Zinc Plated
- Hot-dipped Galvanized



| Cat.No. | Conduit Size |
|---------|--------------|
| MCB-050 | 1/2"         |
| MCB-075 | 3/4"         |
| MCB-100 | 1"           |
| MCB-125 | 1 1/4"       |
| MCB-150 | 1 1/2"       |
| MCB-200 | 2"           |
| MCB-250 | 2 1/2"       |
| MCB-300 | 3"           |
| MCB-350 | 3 1/2"       |
| MCB-400 | 4"           |
| MCB-500 | 5"           |
| MCB-600 | 6"           |

### PAR Parallel Pipe Clamps-Malleable

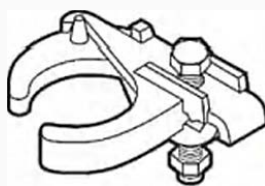
- Hot-dipped Galvanized



| Cat.No.  | Conduit Size |
|----------|--------------|
| PARC-050 | 1/2"         |
| PARC-075 | 3/4"         |
| PARC-100 | 1"           |
| PARC-125 | 1 1/4"       |
| PARC-150 | 1 1/2"       |
| PARC-200 | 2"           |
| PARC-250 | 2 1/2"       |
| PARC-300 | 3"           |
| PARC-350 | 3 1/2"       |
| PARC-400 | 4"           |

### Edge type Conduit Clamps-Malleable

- Hot-dipped Galvanized



| Cat.No. | Conduit Size |
|---------|--------------|
| ETC-050 | 1/2"         |
| ETC-075 | 3/4"         |
| ETC-100 | 1"           |
| ETC-125 | 1 1/4"       |
| ETC-150 | 1 1/2"       |
| ETC-200 | 2"           |
| ETC-250 | 2 1/2"       |
| ETC-300 | 3"           |
| ETC-350 | 3 1/2"       |
| ETC-400 | 4"           |

### Rigid Angle Conduit Support-Malleable

- Hot-dipped Galvanized



| Cat.No. | Conduit Size |
|---------|--------------|
| RAS-050 | 1/2"         |
| RAS-075 | 3/4"         |
| RAS-100 | 1"           |
| RAS-125 | 1 1/4"       |
| RAS-150 | 1 1/2"       |
| RAS-200 | 2"           |
| RAS-250 | 2 1/2"       |
| RAS-300 | 3"           |
| RAS-350 | 3 1/2"       |
| RAS-400 | 4"           |

### Two Hole Strap with Base-Steel

- Electro-galvanized
- Hot-dipped Galvanized



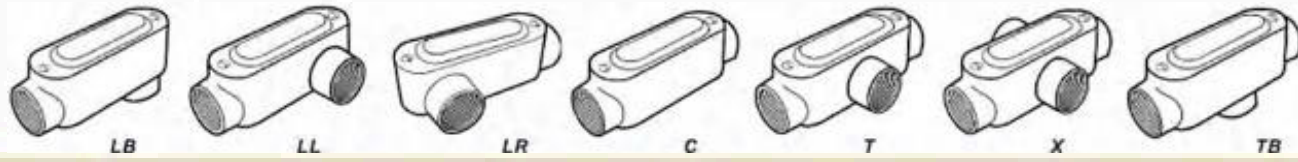
| Cat.No.   | Conduit Size |
|-----------|--------------|
| For Rigid |              |
| P431-050R | 1/2"         |
| P431-075R | 3/4"         |
| P431-100R | 1"           |
| P431-125R | 1 1/4"       |
| P431-150R | 1 1/2"       |
| P431-200R | 2"           |
| For EMT   |              |
| P431-050E | 1/2"         |
| P431-075E | 3/4"         |
| P431-100E | 1"           |
| P431-125E | 1 1/4"       |
| P431-150E | 1 1/2"       |
| P431-200E | 2"           |

## Conduit Body and Weatherproof

- Threaded Aluminum Conduit Body
- Set Screw Aluminum Conduit Body
- Aluminum Combination Conduit Body
- Form 7 Cast Iron Conduit Body
- Form 5 Malleable Iron Conduit Body
- Conduit Body Cover and Gasket
- 4x2,4x4,Round Weatherproof Box
- Weatherproof Box Cover
- Plug and Lampholder



### Aluminum Conduit Body-Threaded Type



| Size   | Cat.No. | Cat.No. | Cat.No. | Cat.No. | Cat.No. | Cat.No. | Cat.No. |
|--------|---------|---------|---------|---------|---------|---------|---------|
| 1/2"   | LB-050  | LL-050  | LR-050  | C-050   | T-050   | X-050   | TB-050  |
| 3/4"   | LB-075  | LL-075  | LR-075  | C-075   | T-075   | X-075   | TB-075  |
| 1"     | LB-100  | LL-100  | LR-100  | C-100   | T-100   | X-100   | TB-100  |
| 1 1/4" | LB-125  | LL-125  | LR-125  | C-125   | T-125   | X-125   | TB-125  |
| 1 1/2" | LB-150  | LL-150  | LR-150  | C-150   | T-150   | X-150   | TB-150  |
| 2"     | LB-200  | LL-200  | LR-200  | C-200   | T-200   | X-200   | TB-200  |
| 2 1/2" | LB-250  | LL-250  | LR-250  | C-250   | T-250   |         |         |
| 3"     | LB-300  | LL-300  | LR-300  | C-300   | T-300   |         |         |
| 3 1/2" | LB-350  | LL-350  | LR-350  | C-350   | T-350   |         |         |
| 4"     | LB-400  | LL-400  | LR-400  | C-400   | T-400   |         |         |

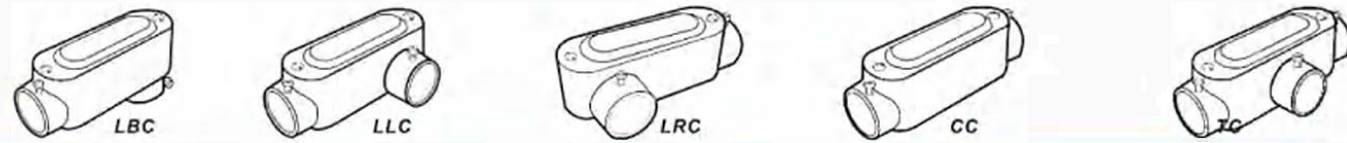
### Form 7 Cast Iron Conduit Body



| Size   | Cat.No. | Cat.No. | Cat.No. | Cat.No. | Cat.No. | Cat.No. | Cat.No. |
|--------|---------|---------|---------|---------|---------|---------|---------|
| 1/2"   | LB17    | LL17    | LR17    | C17     | T17     | X17     | TB17    |
| 3/4"   | LB27    | LL27    | LR27    | C27     | T27     | X27     | TB27    |
| 1"     | LB37    | LL37    | LR37    | C37     | T37     | X37     | TB37    |
| 1 1/4" | LB47    | LL47    | LR47    | C47     | T47     | X47     | TB47    |
| 1 1/2" | LB57    | LL57    | LR57    | C57     | T57     | X57     | TB57    |
| 2"     | LB67    | LL67    | LR67    | C67     | T67     | X67     | TB67    |
| 2 1/2" | LB77    | LL77    | LR77    | C77     | T77     |         |         |
| 3"     | LB87    | LL87    | LR87    | C87     | T87     |         |         |
| 3 1/2" | LB97    | LL97    | LR97    | C97     | T97     |         |         |
| 4"     | LB107   | LL107   | LR107   | C107    | T107    |         |         |

Conduit body with cover or separated also available

### Aluminum Conduit Body-Set Screw Type



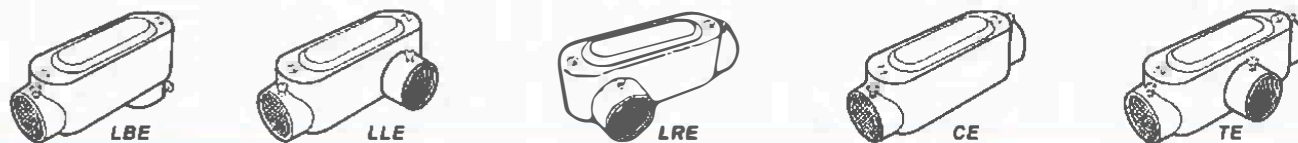
| Size   | Cat.No. | Cat.No. | Cat.No. | Cat.No. | Cat.No. |
|--------|---------|---------|---------|---------|---------|
| 1/2"   | LBC-050 | LLC-050 | LRC-050 | CC-050  | TC-050  |
| 3/4"   | LBC-075 | LLC-075 | LRC-075 | CC-075  | TC-075  |
| 1"     | LBC-100 | LLC-100 | LRC-100 | CC-100  | TC-100  |
| 1 1/4" | LBC-125 | LLC-125 | LRC-125 | CC-125  | TC-125  |
| 1 1/2" | LBC-150 | LLC-150 | LRC-150 | CC-150  | TC-150  |
| 2"     | LBC-200 | LLC-200 | LRC-200 | CC-200  | TC-200  |
| 2 1/2" | LBC-250 | LLC-250 | LRC-250 | CC-250  | TC-250  |
| 3"     | LBC-300 | LLC-300 | LRC-300 | CC-300  | TC-300  |
| 3 1/2" | LBC-350 | LLC-350 | LRC-350 | CC-350  | TC-350  |
| 4"     | LBC-400 | LLC-400 | LRC-400 | CC-400  | TC-400  |

### Form 5 Malleable Iron Conduit Body



| Size   | Cat.No. | Cat.No. | Cat.No. | Cat.No. | Cat.No. | Cat.No. | Cat.No. |
|--------|---------|---------|---------|---------|---------|---------|---------|
| 1/2"   | LB-50M  | LL-50M  | LR-50M  | C-50M   | T-50M   | X-50M   | TB-50M  |
| 3/4"   | LB-75M  | LL-75M  | LR-75M  | C-75M   | T-75M   | X-75M   | TB-75M  |
| 1"     | LB-100M | LL-100M | LR-100M | C-100M  | T-100M  | X-100M  | TB-100M |
| 1 1/4" | LB-125M | LL-125M | LR-125M | C-125M  | T-125M  | X-125M  | TB-125M |
| 1 1/2" | LB-150M | LL-150M | LR-150M | C-150M  | T-150M  | X-150M  | TB-150M |
| 2"     | LB-200M | LL-200M | LR-200M | C-200M  | T-200M  | X-200M  | TB-200M |
| 2 1/2" | LB-250M | LL-250M | LR-250M | C-250M  | T-250M  |         |         |
| 3"     | LB-300M | LL-300M | LR-300M | C-300M  | T-300M  |         |         |
| 3 1/2" | LB-350M | LL-350M | LR-350M | C-350M  | T-350M  |         |         |
| 4"     | LB-400M | LL-400M | LR-400M | C-400M  | T-400M  |         |         |

### Aluminum Conduit Body-Combination Type



| Size   | Cat.No. | Cat.No. | Cat.No. | Cat.No. | Cat.No. |
|--------|---------|---------|---------|---------|---------|
| 1/2"   | LBE-050 | LLE-050 | LRE-050 | CE-050  | TE-050  |
| 3/4"   | LBE-075 | LLE-075 | LRE-075 | CE-075  | TE-075  |
| 1"     | LBE-100 | LLE-100 | LRE-100 | CE-100  | TE-100  |
| 1 1/4" | LBE-125 | LLE-125 | LRE-125 | CE-125  | TE-125  |
| 1 1/2" | LBE-150 | LLE-150 | LRE-150 | CE-150  | TE-150  |
| 2"     | LBE-200 | LLE-200 | LRE-200 | CE-200  | TE-200  |

### Conduit Body Cover & Gasket



| Stamped Aluminum/Steel |               | Aluminum Die Cast |               | For Form 7 |           |              | For Form 5 |           |              |
|------------------------|---------------|-------------------|---------------|------------|-----------|--------------|------------|-----------|--------------|
| Cat.No.                | Conduit Size  | Cat.No.           | Conduit Size  | Cat.No.    | Cat.No.   | Conduit Size | Cat.No.    | Cat.No.   | Conduit Size |
| SAC-050                | 1/2"          | CG-050            | 1/2"          | Iron 170G  | Steel 170 | 1/2"         | Iron 150M  | Steel 150 | 1/2"         |
| SAC-075                | 3/4"          | CG-075            | 3/4"          | 270G       | 270       | 3/4"         | 250M       | 250       | 3/4"         |
| SAC-100                | 1"            | CG-100            | 1"            | 370G       | 370       | 1"           | 350M       | 350       | 1"           |
| SAC-125/150            | 1 1/4"/1 1/2" | CG-125/150        | 1 1/4"/1 1/2" | 470G       | 470       | 1 1/4"       | 450M       | 450       | 1 1/4"       |
| SAC-200                | 2"            | CG-200            | 2"            | 570G       | 570       | 1 1/2"       | 650M       | 650       | 2"           |
| SAC-250/300            | 2 1/2"/3"     | CG-250/300        | 2 1/2"/3"     | 670G       | 670       | 2"           | 850M       | 850       | 3"           |
| SAC-350/400            | 3 1/2"/4"     | CG-350/400        | 3 1/2"/4"     | 870G       | 870       | 3"           | 950M       | 950       | 4"           |
|                        |               |                   |               | 970G       | 970       | 4"           |            |           |              |

Conduit Bodies

Conduit Bodies

### 4x2" Single Gang



| Cat.No.              | Hub Size | Deep   | Outlets |
|----------------------|----------|--------|---------|
| <b>Three Outlets</b> |          |        |         |
| 1G50-3               | 1/2"     | 2"     | Top     |
| 1G75-3               | 3/4"     | 2"     | Bottom  |
| 1G100-3              | 1"       | 2"     | Back    |
| 1DG50-3              | 1/2"     | 2 5/8" | Total   |
| 1DG75-3              | 3/4"     | 2 5/8" |         |
| 1DG100-3             | 1"       | 2 5/8" |         |

| Cat.No.             | Hub Size | Deep   | Outlets |
|---------------------|----------|--------|---------|
| <b>Four Outlets</b> |          |        |         |
| 1G50-4              | 1/2"     | 2"     | Top     |
| 1G75-4              | 3/4"     | 2"     | Bottom  |
| 1DG50-4             | 1/2"     | 2 5/8" | Back    |
| 1DG75-4             | 3/4"     | 2 5/8" | Total   |

| Cat.No.             | Hub Size | Deep | Outlets |
|---------------------|----------|------|---------|
| <b>Five Outlets</b> |          |      |         |
| 1G50-5              | 1/2"     | 2"   | Top     |
| 1G75-5              | 3/4"     | 2"   | Bottom  |
|                     |          |      | Back    |
|                     |          |      | Total   |

| Cat.No.                     | Hub Size | Deep   | Outlets |
|-----------------------------|----------|--------|---------|
| <b>Five Outlets(2 side)</b> |          |        |         |
| 1G50-5X                     | 1/2"     | 2"     | Top     |
| 1G75-5X                     | 3/4"     | 2"     | Bottom  |
| 1DG50-5X                    | 1/2"     | 2 5/8" | Side    |
| 1DG75-5X                    | 3/4"     | 2 5/8" | Side    |
| 1DG100-5X                   | 1"       | 2 5/8" | Back    |
|                             |          |        | Total   |

### Three Gang

| Cat.No.           | Hub Size | Deep | Outlets |
|-------------------|----------|------|---------|
| <b>Three Gang</b> |          |      |         |
| 3G50-7            | 1/2"     | 2"   | Top     |
| 3G75-7            | 3/4"     | 2"   | Bottom  |
| 3G100-7           | 1"       | 2"   | Back    |
|                   |          |      | Total   |

### 4" Round Boxes



| Cat.No.               | Hub Size | Deep | Outlets |
|-----------------------|----------|------|---------|
| <b>4" Round Boxes</b> |          |      |         |
| RB50-5                | 1/2"     | 2"   | Bottom  |
| RB75-5                | 3/4"     | 2"   | Side    |
|                       |          |      | Side    |
|                       |          |      | Side    |
|                       |          |      | Side    |
|                       |          |      | Total   |

### 4x4" Two Gang



| Cat.No.              | Hub Size | Deep | Outlets |
|----------------------|----------|------|---------|
| <b>Three Outlets</b> |          |      |         |
| 2G50-3               | 1/2"     | 2"   | Top     |
| 2G75-3               | 3/4"     | 2"   | Bottom  |
| 2G100-3              | 1"       | 2"   | Back    |
|                      |          |      | Total   |

| Cat.No.             | Hub Size | Deep | Outlets |
|---------------------|----------|------|---------|
| <b>Four Outlets</b> |          |      |         |
| 2G50-4              | 1/2"     | 2"   | Top     |
| 2G75-4              | 3/4"     | 2"   | Bottom  |
| 2G100-4             | 1"       | 2"   | Back    |
|                     |          |      | Total   |

| Cat.No.             | Hub Size | Deep   | Outlets |
|---------------------|----------|--------|---------|
| <b>Five Outlets</b> |          |        |         |
| 2G50-5              | 1/2"     | 2 5/8" | Top     |
| 2G75-5              | 3/4"     | 2 5/8" | Bottom  |
| 2DG50-5             | 1/2"     | 2 5/8" | Back    |
| 2DG75-5             | 3/4"     | 2 5/8" | Total   |
| 2DG100-5            | 1"       | 2 5/8" |         |

| Cat.No.                     | Hub Size | Deep | Outlets |
|-----------------------------|----------|------|---------|
| <b>Five Outlets(2 side)</b> |          |      |         |
| 2G50-5X                     | 1/2"     | 2"   | Top     |
| 2G75-5X                     | 3/4"     | 2"   | Bottom  |
| 2G100-5X                    | 1"       | 2"   | Side    |
|                             |          |      | Side    |
|                             |          |      | Back    |
|                             |          |      | Total   |

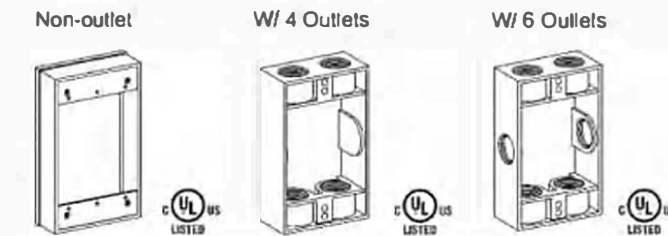
| Cat.No.              | Hub Size | Deep | Outlets |
|----------------------|----------|------|---------|
| <b>Seven Outlets</b> |          |      |         |
| 2G50-7               | 1/2"     | 2"   | Top     |
| 2G75-7               | 3/4"     | 2"   | Bottom  |
|                      |          |      | Back    |
|                      |          |      | Total   |

| Cat.No.                      | Hub Size | Deep   | Outlets |
|------------------------------|----------|--------|---------|
| <b>Seven Outlets(2 side)</b> |          |        |         |
| 2G50-7X                      | 1/2"     | 2 5/8" | Top     |
| 2G75-7X                      | 3/4"     | 2 5/8" | Bottom  |
| 2DG50-7X                     | 1/2"     | 2 5/8" | Side    |
| 2DG75-7X                     | 3/4"     | 2 5/8" | Side    |
| 2DG100-7X                    | 1"       | 2 5/8" | Back    |
|                              |          |        | Total   |

| Cat.No.             | Hub Size | Deep | Outlets |
|---------------------|----------|------|---------|
| <b>Nine Outlets</b> |          |      |         |
| 2G50-9              | 1/2"     | 2"   | Top     |
| 2G75-9              | 3/4"     | 2"   | Bottom  |
|                     |          |      | Side    |
|                     |          |      | Side    |
|                     |          |      | Back    |
|                     |          |      | Total   |

### Extensions-Single Gang

| Cat.No. | Hub Size | Deep   | Outlets |
|---------|----------|--------|---------|
| EXR-1   | 1/2"     | 1 3/8" | 0       |
| EB50-4  | 1/2"     | 1 3/8" | 4       |
| EB75-4  | 3/4"     | 1 3/8" | 4       |
| EB50-6  | 1/2"     | 1 3/8" | 6       |
| EB75-6  | 3/4"     | 1 3/8" | 6       |

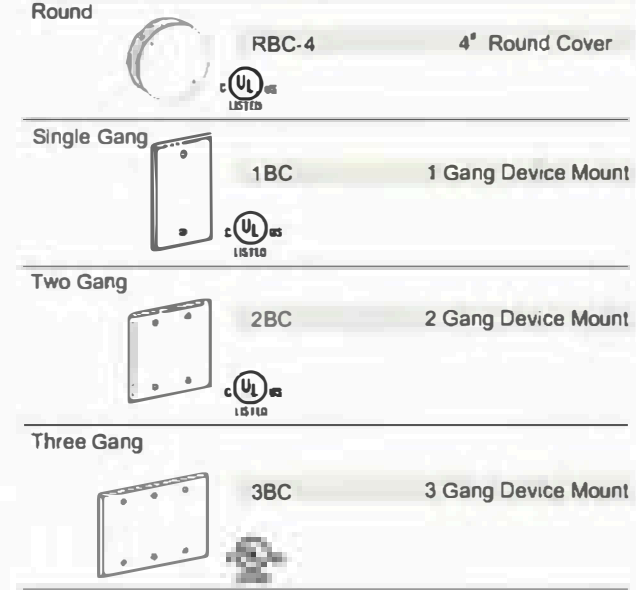


| Cat.No.             | Hub Size | Deep   | Outlets |
|---------------------|----------|--------|---------|
| <b>Non-outlet</b>   |          |        |         |
| <b>W/ 4 Outlets</b> |          |        |         |
| <b>W/ 6 Outlets</b> |          |        |         |
| EXF50-2             | 1/2"     | 1 3/8" | 2       |
| EXF50-4             | 1/2"     | 1 3/8" | 4       |
| EXF75-4             | 3/4"     | 1 3/8" | 4       |
| EXF50-6             | 1/2"     | 1 3/8" | 6       |
| EXF75-6             | 3/4"     | 1 3/8" | 6       |



### Blank Covers

| Cat.No.            | Description         |
|--------------------|---------------------|
| <b>Round</b>       |                     |
| RBC-4              | 4" Round Cover      |
| <b>Single Gang</b> |                     |
| 1BC                | 1 Gang Device Mount |
| <b>Two Gang</b>    |                     |
| 2BC                | 2 Gang Device Mount |
| <b>Three Gang</b>  |                     |
| 3BC                | 3 Gang Device Mount |



### Extensions-Two Gang

| Cat.No. | Hub Size | Deep   | Outlets |
|---------|----------|--------|---------|
| EXR-2   | 1/2"     | 1 3/8" | 0       |
| 2EB50-6 | 1/2"     | 1 3/8" | 6       |
| 2EB75-6 | 3/4"     | 1 3/8" | 6       |
| 2EB50-8 | 1/2"     | 1 3/8" | 8       |
| 2EB75-8 | 3/4"     | 1 3/8" | 8       |



### Extensions-Round

| Cat.No. | Hub Size | Deep   | Outlets |
|---------|----------|--------|---------|
| EXR50-4 | 1/2"     | 1 3/8" | 4       |
| EXR75-4 | 3/4"     | 1 3/8" | 4       |



### Closure Plugs

| Cat.No.  | Cat.No. | Hub Size |
|----------|---------|----------|
| Aluminum | Plastic |          |
| PL-050   | PL-050P | 1/2"     |
| PL-075   | PL-075P | 3/4"     |
| PL-100   | PL-100P | 1"       |



### Lampholder-Aluminum

| Cat.No.  | Description                                |
|----------|--|
| LH-150-5 | Inside gasket and ground screw 150W PAR 38 |



### Lampholder Assemblies-Aluminum

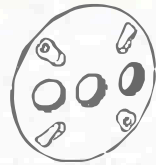
| Cat.No. | Description                                  |
|---------|--|
| LC23N   | 120V 150W PAR 38 Lampholder with Round Cover |



Weatherproof

Weatherproof

4" Round Lamp Holder Covers  
Aluminum



| Cat.No. | Hub Size | Outlet Holes | Description       |
|---------|----------|--------------|-------------------|
| RC-1    | 1/2"     | 1            | One tapped hole   |
| RC-2    | 1/2"     | 2            | Two tapped hole   |
| RC-3    | 1/2"     | 3            | Three tapped hole |

Jumbo Covers-Aluminum



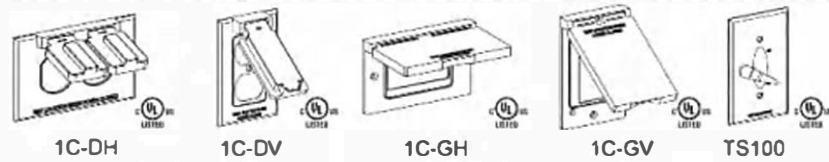
| Cat.No. | Hub Size | Outlet Holes | Description       |
|---------|----------|--------------|-------------------|
| RC-1-N  | 1/2"     | 1            | One tapped hole   |
| RC-2-N  | 1/2"     | 2            | Two tapped hole   |
| RC-3-N  | 1/2"     | 3            | Three tapped hole |

Single Lamp Holder Covers  
Aluminum



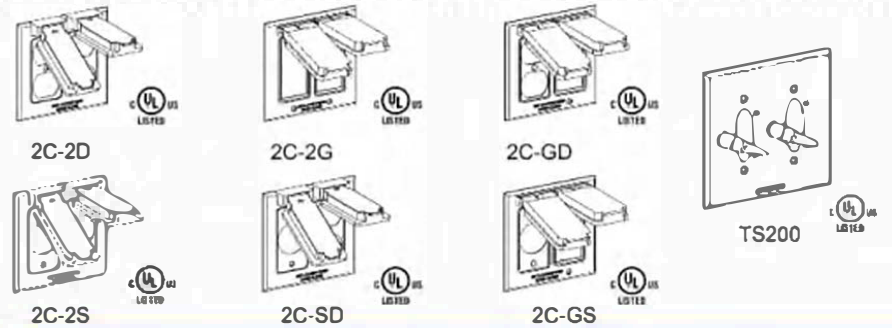
| Cat.No. | Hub Size | Outlet Holes | Description             |
|---------|----------|--------------|-------------------------|
| RE-1    | 1/2"     | 1            | One hole device mount   |
| RE-2    | 1/2"     | 2            | Two hole device mount   |
| RE-3    | 1/2"     | 3            | Three hole device mount |

Single Gang Device Covers



| Cat.No. | Description                        |
|---------|------------------------------------|
| 1C-DH   | Duplex Receptacle Cover,Horizontal |
| 1C-DV   | Duplex Receptacle Cover,Vertical   |
| 1C-GH   | GFCI Receptacle Cover,Horizontal   |
| 1C-GV   | GFCI Receptacle Cover,Vertical     |
| TS100   | One Gang Cover                     |

Two Gang Device Covers




| Cat.No | Description  |
|--------|--|
| 2C-2D  | Two Duplex Receptacle Cover,Horizontal                   |
| 2C-2G  | Two GFCI Receptacle Cover,Vertical                       |
| 2C-GD  | One Duplex and one GFCI Receptacle Cover                 |
| 2C-2S  | Two Single Receptacle Cover-1.41\"/>                     |
| 2C-SD  | One Single and One Duplex Receptacle Cover-1.41\"/>      |
| 2C-GS  | Single Receptacle and one GFCI Receptacle Cover-1.41\"/> |
| TS200  | Double Switch Cover                                      |

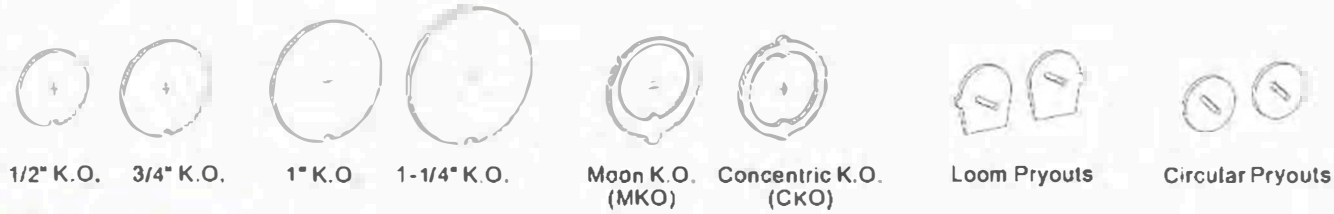


# Steel Box and Covers

- 4x4" Conduit Box and Cover
- 4x2" Conduit Box and Cover
- Octagonal Box and Cover
- 4-11/16"x4-11/16" Box and Cover
- Round Pancake and Switch Box
- Multi-gang and Masonry Box
- Adaptable Box, EMT Circular Box
- 3x3", 3x6" GI and Metal Clad Box
- Knockout Seal, Nail Plate, Hanger Bar



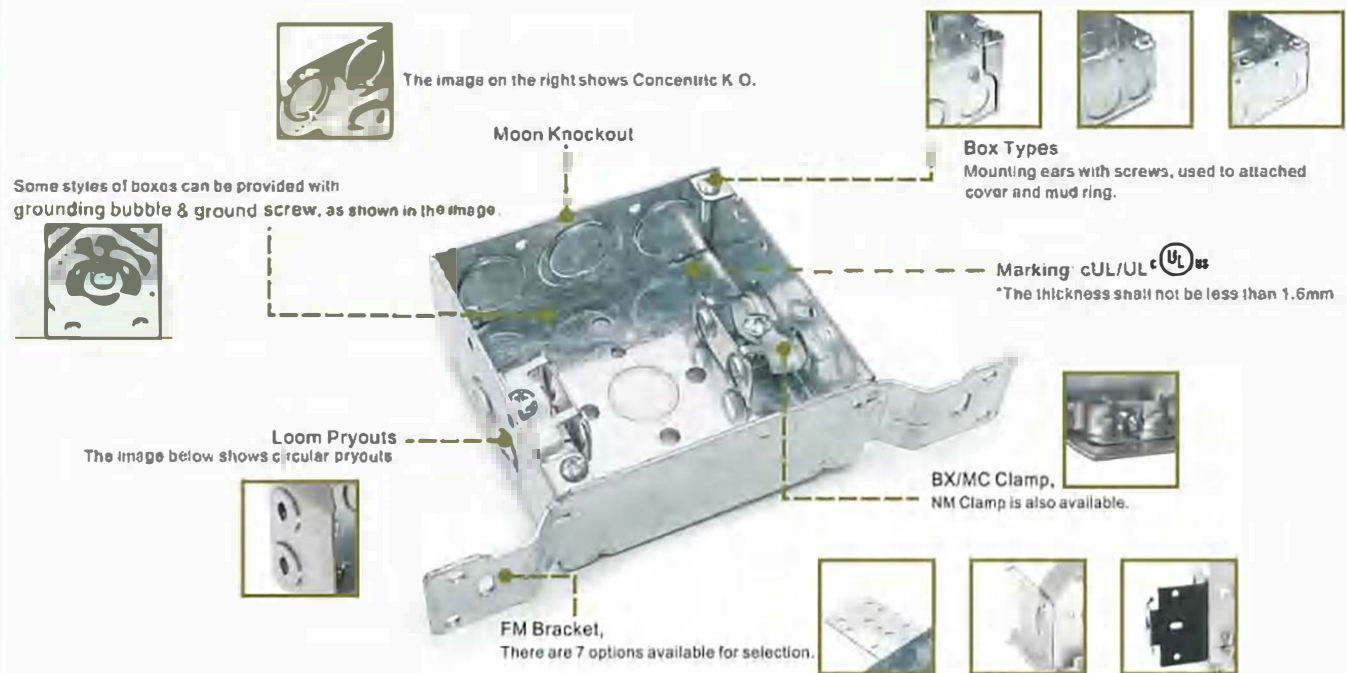
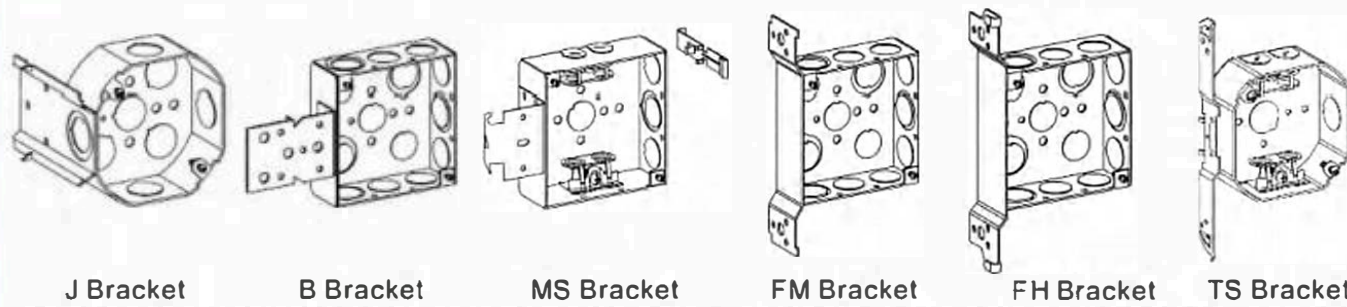
Knockout & Pryout Specification



Clamp Specification



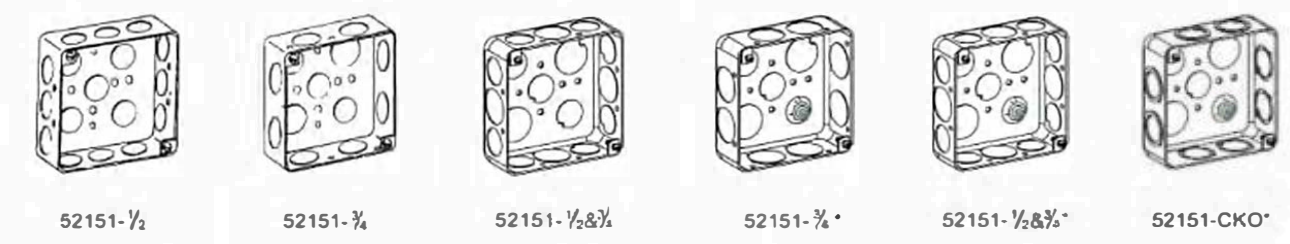
Bracket Specification



4" Square Drawn Boxes, 1-1/2" Depth



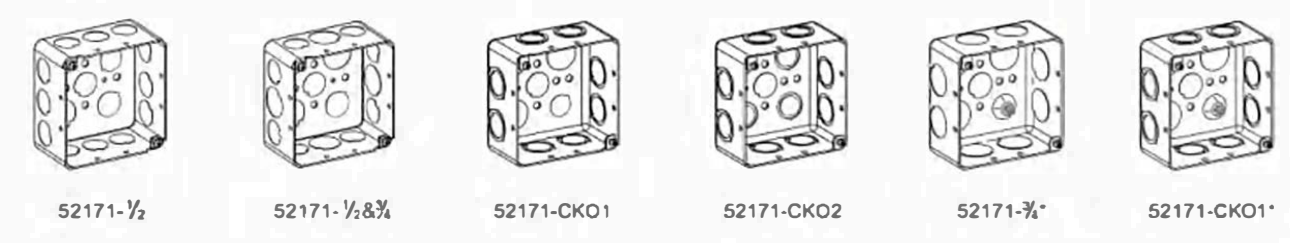
| Cat.No.          | Depth  | Capacity   | Knockouts      |                | Bracket | Clamp | Features        |
|------------------|--------|------------|----------------|----------------|---------|-------|-----------------|
|                  |        |            | Side           | Bottom         |         |       |                 |
| 52151-1/2        | 1 1/2" | 20.7 Cu.In | 12x1/2"        | 5x1/2"         |         |       |                 |
| 52151-3/4        | 1 1/2" | 20.7 Cu.In | 8x3/4"         | 3x1/2", 2x3/4" |         |       |                 |
| 52151-1/2 & 3/4  | 1 1/2" | 20.7 Cu.In | 8x1/2", 4x3/4" | 3x1/2", 2x3/4" |         |       |                 |
| 52151-CKO        | 1 1/2" | 20.7 Cu.In | 8xCKO          | 3x1/2", 2x3/4" |         |       | Concentric K.O. |
| 52151-1/2*       | 1 1/2" | 20.7 Cu.In | 12x1/2"        | 4x1/2"         |         |       | With Grounding  |
| 52151-3/4*       | 1 1/2" | 20.7 Cu.In | 8x3/4"         | 2x1/2", 2x3/4" |         |       | Bubble & Ground |
| 52151-1/2 & 3/4* | 1 1/2" | 20.7 Cu.In | 8x1/2", 4x3/4" | 2x1/2", 2x3/4" |         |       | Screw           |
| 52151-CKO*       | 1 1/2" | 20.7 Cu.In | 8xCKO          | 2x1/2", 2x3/4" |         |       |                 |



4" Square Drawn Boxes, 2-1/8" Depth



| Cat.No.          | Depth  | Capacity   | Knockouts      |                | Bracket | Clamp | Features        |
|------------------|--------|------------|----------------|----------------|---------|-------|-----------------|
|                  |        |            | Side           | Bottom         |         |       |                 |
| 52171-1/2        | 2 1/8" | 30.2 Cu.In | 12x1/2"        | 5x1/2"         |         |       |                 |
| 52171-3/4        | 2 1/8" | 30.2 Cu.In | 8x3/4"         | 3x1/2", 2x3/4" |         |       |                 |
| 52171-1/2 & 3/4  | 2 1/8" | 30.2 Cu.In | 8x1/2", 4x3/4" | 3x1/2", 2x3/4" |         |       |                 |
| 52171-1          | 2 1/8" | 30.2 Cu.In | 8x1"           | 3x1/2", 2x3/4" |         |       |                 |
| 52171-3/4 & 1    | 2 1/8" | 30.2 Cu.In | 4x3/4", 4x1"   | 3x1/2", 2x3/4" |         |       |                 |
| 52171-CKO1       | 2 1/8" | 30.2 Cu.In | 8xCKO          | 3x1/2", 2x3/4" |         |       | Concentric K.O. |
| 52171-CKO2       | 2 1/8" | 30.2 Cu.In | 8xCKO          | 1x1/2", 4xCKO  |         |       | Concentric K.O. |
| 52171-1/2*       | 2 1/8" | 30.2 Cu.In | 12x1/2"        | 4x1/2"         |         |       | With Grounding  |
| 52171-3/4*       | 2 1/8" | 30.2 Cu.In | 8x3/4"         | 2x1/2", 2x3/4" |         |       | Bubble & Ground |
| 52171-1/2 & 3/4* | 2 1/8" | 30.2 Cu.In | 8x1/2", 4x3/4" | 2x1/2", 2x3/4" |         |       | Screw           |
| 52171-CKO1*      | 2 1/8" | 30.2 Cu.In | 8xCKO          | 2x1/2", 2x3/4" |         |       |                 |



Steel Boxes and Covers

Steel Boxes and Covers

4" Square Drawn Boxes, 1-7/8" Depth



| Cat No.       | Depth  | Capacity   | Knockouts      |                | Bracket | Clamp | Features |
|---------------|--------|------------|----------------|----------------|---------|-------|----------|
|               |        |            | Side           | Bottom         |         |       |          |
| 52161-1/2     | 1 7/8" | 24.7 Cu.In | 12x1/2"        | 5x1/2"         | -       | -     | -        |
| 52161-3/4     | 1 7/8" | 24.7 Cu.In | 8x3/4"         | 3x1/2", 2x3/4" | -       | -     | -        |
| 52161-1/2&3/4 | 1 7/8" | 24.7 Cu.In | 8x1/2", 4x3/4" | 3x1/2", 2x3/4" | -       | -     | -        |
| 52161-1       | 1 7/8" | 24.7 Cu.In | 8x1"           | 3x1/2", 2x3/4" | -       | -     | -        |
| 52161-3/4&1   | 1 7/8" | 24.7 Cu.In | 4x3/4", 4x1"   | 3x1/2", 2x3/4" | -       | -     | -        |



52161-1/2




52161-3/4



52161-1/2&3/4



52161-3/4

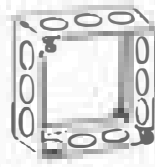


52161-1/2&3/4

4" Square Extension Rings, 1-1/2" Depth



| Cat.No.       | Depth  | Capacity   | Knockouts      |
|---------------|--------|------------|----------------|
|               |        |            | Side           |
| 53151-1/2     | 1 1/2" | 20.7 Cu.In | 12x1/2"        |
| 53151-3/4     | 1 1/2" | 20.7 Cu.In | 8x3/4"         |
| 53151-1/2&3/4 | 1 1/2" | 20.7 Cu.In | 8x1/2", 4x3/4" |



53151-1/2

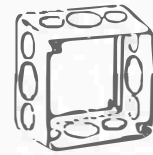


53151-3/4

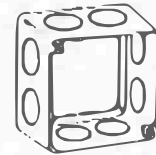
4" Square Extension Rings, 2-1/8" Depth



| Cat No.       | Depth  | Capacity   | Knockouts      |
|---------------|--------|------------|----------------|
|               |        |            | Side           |
| 53171-1/2     | 2 1/8" | 30.2 Cu.In | 12x1/2"        |
| 53171-3/4     | 2 1/8" | 30.2 Cu.In | 8x3/4"         |
| 53171-1/2&3/4 | 2 1/8" | 30.2 Cu.In | 8x1/2", 4x3/4" |
| 53171-1       | 2 1/8" | 30.2 Cu.In | 8x1"           |



53171-1/2&3/4



53171-1

4" Square Box Covers



| Cat.No. | Description                |
|---------|----------------------------|
| 52C1    | Flat, blank                |
| 52C6    | Flat, with 1/2" KO.        |
| 52C8    | Flat, with 3/4" KO.        |
| 52C68   | Flat, with Concentric K.O. |
| 52C1-4  | Flat, blank                |
| 52C6-4  | Flat, with 1/2" KO.        |
| 52C8-4  | Flat, with 3/4" KO.        |



52C1



52C6



52C1-4

4" Square Fixture Covers



| Cat.No.   | Description   |
|-----------|---------------|
| EB4C07-01 | Flat, Open    |
| EB767     | 1/2" Raised   |
| EB756     | 5/8" Raised   |
| EB759     | 3/4" Raised   |
| EB757     | 1" Raised     |
| EB758     | 1-1/4" Raised |
| EB4C07-07 | 1-1/2" Raised |
| EB4C07-08 | 2" Raised     |



EB4C07-01



EB767

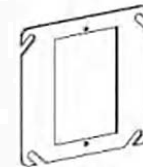


EB757

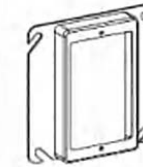
4" Square Single Device Covers



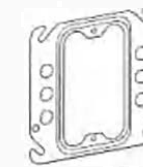
| Cat.No. | Description                    |
|---------|--------------------------------|
| 52C0    | Flat                           |
| 52C10   | 1/4" Raised                    |
| 52C13   | 1/2" Raised                    |
| EB768   | 5/8" Raised                    |
| EB773   | 3/4" Raised                    |
| EB774   | 1" Raised                      |
| EB775   | 1-1/4" Raised                  |
| EB785   | 1-1/2" Raised                  |
| EB786   | 2" Raised                      |
| 52C62   | 1/4" Raised, Keyed for Plaster |



52C0



52C13



52C62

4" Square Double Device Covers



| Cat.No.  | Description   |
|----------|---------------|
| 52C00    | Flat          |
| 52C20-25 | 1/4" Raised   |
| 52C17-25 | 1/2" Raised   |
| EB769    | 5/8" Raised   |
| EB779    | 3/4" Raised   |
| EB780    | 1" Raised     |
| EB781    | 1-1/4" Raised |
| EB795    | 1-1/2" Raised |
| EB796    | 2" Raised     |



52C00



52C20-25

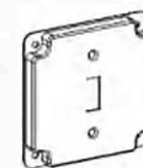


EB780

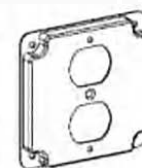
4" Square Surface Covers-1/2" Raised



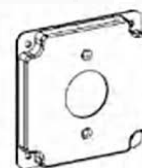
| Cat.No. | Description                                  | Cat.No. | Description                                    |
|---------|--|---------|--|
| 4401    | (1)Toggle Switch                             | 4413    | (1)Toggle Switch;(1)Single Flush Receptacle    |
| 4402    | (1)Duplex Flush Receptacle                   | 4414    | (1)Toggle Switch;(1)GFCI Receptacle            |
| 4403    | (1)Single Flush Receptacle, 1.406" Dia       | 4422    | (2)Duplex Receptacle                           |
| 4404    | (1)GFCI Receptacle                           | 4423    | (1)Duplex Receptacle;(1)Receptacle, 1.406" Dia |
| 4405    | (1)4-Wire Twist-Lock Single Flush Receptacle | 4424    | (1)Duplex Receptacle;(1)GFCI Receptacle        |
| 4407    | (1)30 or 50A Receptacle, 2.156" Dia          | 4433    | (2)Receptacle, 1.406" Dia                      |
| 4411    | (2)Toggle Switch                             | 4434    | (2)Receptacle, 2.156" Dia                      |
| 4412    | (1)Toggle Switch;(1)Duplex Receptacle        | 4444    | (2)GFCI Receptacle                             |



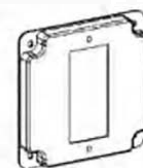
4401



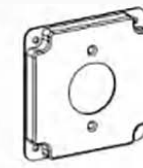
4402



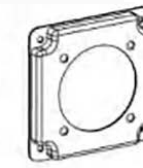
4403



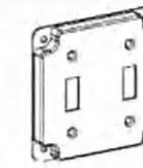
4404



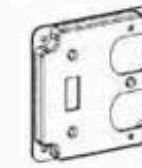
4405



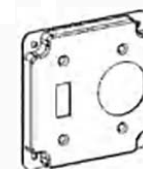
4407



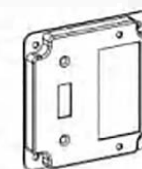
4411



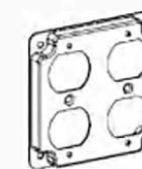
4412



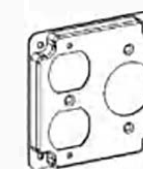
4413



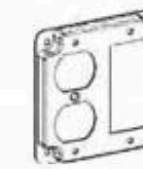
4414



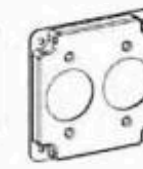
4422



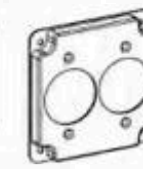
4423



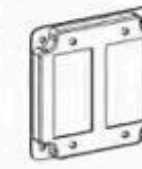
4424



4433



4434



4444

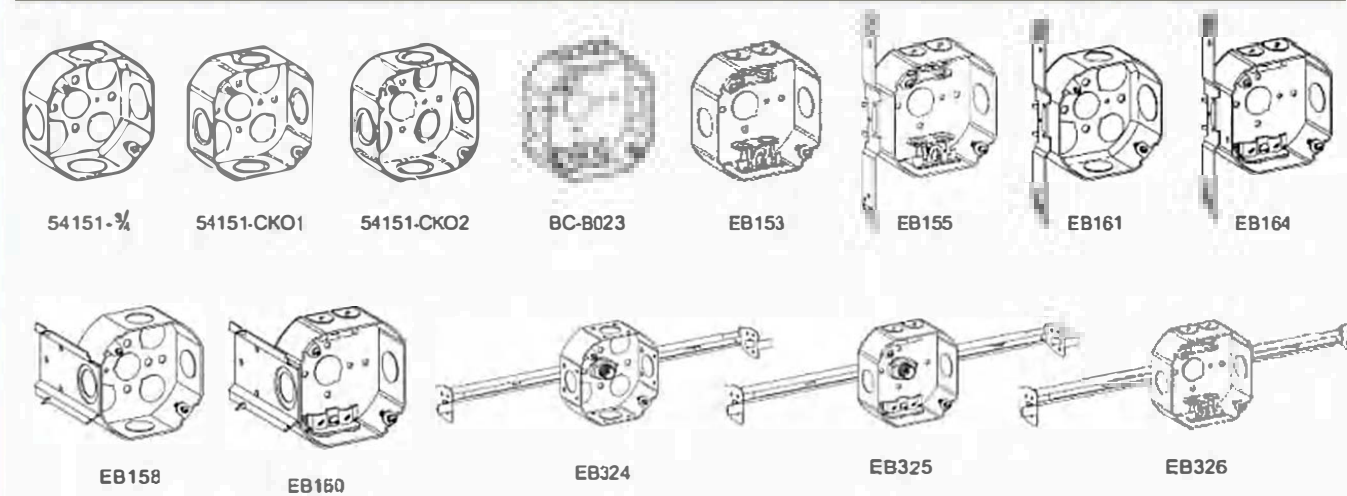
Steel Boxes and Covers

Steel Boxes and Covers

4" Octagonal Drawn Boxes, 1-1/2" Depth



| Cat.No.        | Depth  | Capacity   | Knockouts        |                | Bracket | Clamp | Features                             |
|----------------|--------|------------|------------------|----------------|---------|-------|--------------------------------------|
|                |        |            | Side             | Bottom         |         |       |                                      |
| 54151-1/2      | 1 1/2" | 18.6 Cu.In | 4x1/2"           | 5x1/2"         |         |       |                                      |
| 54151-3/4      | 1 1/2" | 18.6 Cu.In | 4x3/4"           | 3x1/2", 2x3/4" |         |       |                                      |
| 54151-1/2&3/4  | 1 1/2" | 18.6 Cu.In | 2x1/2", 2x3/4"   | 3x1/2", 2x3/4" |         |       |                                      |
| 54151-CKO1     | 1 1/2" | 18.6 Cu.In | 4xCKO            | 3x1/2", 2x3/4" |         |       | Concentric K.O.                      |
| 54151-CKO2     | 1 1/2" | 18.6 Cu.In | 4xCKO            | 1x1/2", 4xCKO  |         |       | Concentric K.O.                      |
| 54151-1/2*     | 1 1/2" | 18.6 Cu.In | 4x1/2"           | 4x1/2"         |         |       |                                      |
| 54151-3/4*     | 1 1/2" | 18.6 Cu.In | 4x3/4"           | 2x1/2", 2x3/4" |         |       | With Grounding Bubble & Ground Screw |
| 54151-1/2&3/4* | 1 1/2" | 18.6 Cu.In | 2x1/2", 2x3/4"   | 2x1/2", 2x3/4" |         |       |                                      |
| 54151-CKO1*    | 1 1/2" | 18.6 Cu.In | 4xCKO            | 2x1/2", 2x3/4" |         |       |                                      |
| 54151-CKO2*    | 1 1/2" | 18.6 Cu.In | 4xCKO            | 1x1/2", 3xCKO  |         |       |                                      |
| BC-B023        | 1 1/2" | 18.6 Cu.In | 4 Cables, 2x1/2" | 1x1/2"         |         | NM    |                                      |
| EB153          | 1 1/2" | 18.6 Cu.In | 4 Cables, 2x1/2" | 1x1/2"         |         | MC    |                                      |
| EB155          | 1 1/2" | 18.6 Cu.In | 4 Cables, 1x1/2" | 1x1/2"         | TS      | MC    |                                      |
| EB157          | 1 1/2" | 18.6 Cu.In | 4 Cables, 2x1/2" | 1x1/2"         | J       | MC    |                                      |
| EB158          | 1 1/2" | 18.6 Cu.In | 4x1/2"           | 5x1/2"         | J       |       |                                      |
| EB160          | 1 1/2" | 18.6 Cu.In | 4 Cables, 2x1/2" | 1x1/2"         | J       | NM    |                                      |
| EB161          | 1 1/2" | 18.6 Cu.In | 3x1/2"           | 5x1/2"         | TS      |       |                                      |
| EB164          | 1 1/2" | 18.6 Cu.In | 4 Cables, 1x1/2" | 1x1/2"         | TS      | NM    |                                      |
| EB324          | 1 1/2" | 18.6 Cu.In | 4x1/2"           | 4x1/2"         |         |       | 3/8" Stub, adj.                      |
| EB325          | 1 1/2" | 18.6 Cu.In | 4 Cables, 2x1/2" |                |         |       | 3/8" Stub, adj.                      |
| EB326          | 1 1/2" | 18.6 Cu.In | 4 Cables, 2x1/2" |                |         |       | 3/8" Stub, adj.                      |



4" Octagonal Drawn Boxes, 1-7/8" Depth

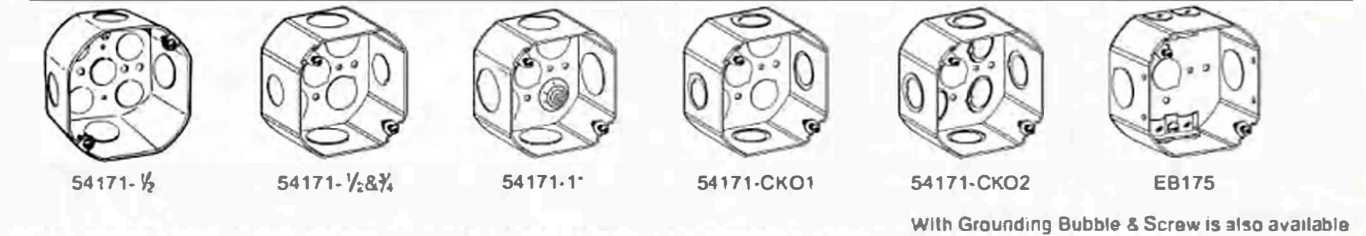


| Cat.No.        | Depth  | Capacity   | Knockouts      |                | Bracket | Clamp | Features |
|----------------|--------|------------|----------------|----------------|---------|-------|----------|
|                |        |            | Side           | Bottom         |         |       |          |
| 5416 1-1/2     | 1 7/8" | 20.6 Cu.In | 4x1/2"         | 5x1/2"         |         |       |          |
| 5416 1-3/4     | 1 7/8" | 20.6 Cu.In | 4x3/4"         | 3x1/2", 2x3/4" |         |       |          |
| 5416 1-1/2&3/4 | 1 7/8" | 20.6 Cu.In | 2x1/2", 2x3/4" | 3x1/2", 2x3/4" |         |       |          |

4" Octagonal Drawn Boxes, 2-1/8" Depth



| Cat.No.       | Depth  | Capacity   | Knockouts        |                | Bracket | Clamp | Features        |
|---------------|--------|------------|------------------|----------------|---------|-------|-----------------|
|               |        |            | Side             | Bottom         |         |       |                 |
| 54171-1/2     | 2 1/8" | 21.9 Cu.In | 4x1/2"           | 5x1/2"         |         |       |                 |
| 54171-3/4     | 2 1/8" | 21.9 Cu.In | 4x3/4"           | 3x1/2", 2x3/4" |         |       |                 |
| 54171-1/2&3/4 | 2 1/8" | 21.9 Cu.In | 2x1/2", 2x3/4"   | 3x1/2", 2x3/4" |         |       |                 |
| 54171-1       | 2 1/8" | 21.9 Cu.In | 4x1"             | 3x1/2", 2x3/4" |         |       |                 |
| 54171-CKO1    | 2 1/8" | 21.9 Cu.In | 4xCKO            | 3x1/2", 2x3/4" |         |       | Concentric K.O. |
| 54171-CKO2    | 2 1/8" | 21.9 Cu.In | 4xCKO            | 1x1/2", 4xCKO  |         |       | Concentric K.O. |
| EB175         | 2 1/8" | 21.9 Cu.In | 4 Cables, 2x1/2" | 1x1/2"         |         | NM    |                 |



With Grounding Bubble & Screw is also available

4" Octagonal Extension Rings, 1-1/2" Depth



| Cat.No.       | Depth  | Capacity   | Knockouts      |
|---------------|--------|------------|----------------|
|               |        |            | Side           |
| 55151-1/2     | 1 1/2" | 18.6 Cu.In | 4x1/2"         |
| 55151-3/4     | 1 1/2" | 18.6 Cu.In | 4x3/4"         |
| 55151-1/2&3/4 | 1 1/2" | 18.6 Cu.In | 2x1/2", 2x3/4" |



4" Octagonal Side Boxes, 1-3/4" Depth



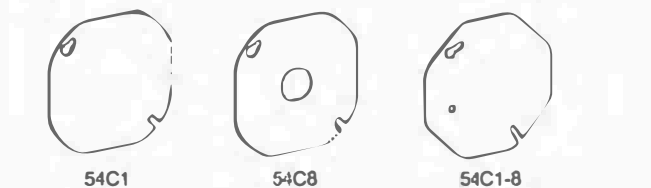
| Cat.No.         | Capacity   | Knockouts |                |
|-----------------|------------|-----------|----------------|
|                 |            | Side      | Bottom         |
| 54151C-1/2&3/4  | 22.8 Cu.In | 8xCKO     | 3x1/2", 2x3/4" |
| 54151C-1/2&3/4* | 22.8 Cu.In | 8xCKO     | 2x1/2", 2x3/4" |




4" Octagonal Box Covers



| Cat.No. | Description        |
|---------|--------------------|
| 54C1    | Flat, blank        |
| 54C6    | Flat, with 1/2" KO |
| 54C8    | Flat, with 3/4" KO |
| 54C1-8  | Flat, blank        |
| 54C6-8  | Flat, with 1/2" KO |



4" Round Covers



| Cat.No. | Description        |
|---------|--------------------|
| 54C1R   | Flat, blank        |
| 54C6R   | Flat, with 1/2" KO |
| 54C8R   | Flat, with 3/4" KO |
| 54C3    | 1/2" Raised        |



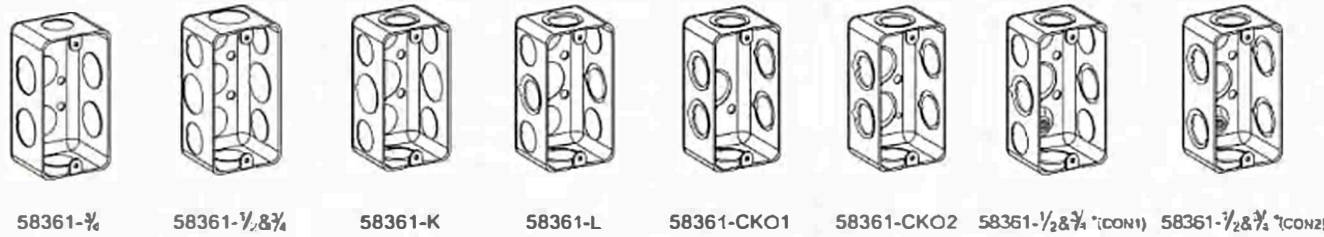
Steel Boxes and Covers

Steel Boxes and Covers

4" x 2" Rectangular Boxes, 1-7/8" Depth



| Cat No.                  | Depth  | Capacity    | Knockouts      |        |                | Features        |
|--------------------------|--------|-------------|----------------|--------|----------------|-----------------|
|                          |        |             | Side           | End    | Bottom         |                 |
| 58361-1/2                | 1 7/8" | 12.8 Cu. In | 6x1/2"         | 2x1/2" | 3x1/2"         |                 |
| 58361-3/4                | 1 7/8" | 12.8 Cu. In | 4x3/4"         | 2x3/4" | 2x3/4"         |                 |
| 58361-1/2 & 3/4          | 1 7/8" | 12.8 Cu. In | 4x1/2", 2x3/4" | 2x3/4" | 2x1/2", 1x3/4" |                 |
| 58361-K                  | 1 7/8" | 12.8 Cu. In | 4x1/2", 2x3/4" | 2xCKO  | 2x1/2", 1x3/4" | Concentric K.O. |
| 58361-L                  | 1 7/8" | 12.8 Cu. In | 4x1/2", 2xCKO  | 2xCKO  | 2x1/2", 1x3/4" | Concentric K.O. |
| 58361-CKO1               | 1 7/8" | 12.8 Cu. In | 4xCKO          | 2xCKO  | 1xCKO          | Concentric K.O. |
| 58361-CKO2               | 1 7/8" | 12.8 Cu. In | 4xCKO          | 2xCKO  | 2xCKO          | Concentric K.O. |
| 58361-1/2 *              | 1 7/8" | 12.8 Cu. In | 6x1/2"         | 2x1/2" | 2x1/2"         |                 |
| 58361-3/4 *              | 1 7/8" | 12.8 Cu. In | 4x3/4"         | 2x3/4" | 1x3/4"         | With Grounding  |
| 58361-1/2 & 3/4 *        | 1 7/8" | 12.8 Cu. In | 4x1/2", 2x3/4" | 2x3/4" | 1x1/2", 1x3/4" | Bubble & Ground |
| 58361-1/2 & 3/4 * (CON1) | 1 7/8" | 12.8 Cu. In | 4x1/2", 2xCKO  | 2xCKO  | 1x1/2", 1xCKO  | Screw           |
| 58361-1/2 & 3/4 * (CON2) | 1 7/8" | 12.8 Cu. In | 4xCKO          | 2xCKO  | 1x1/2", 1xCKO  |                 |

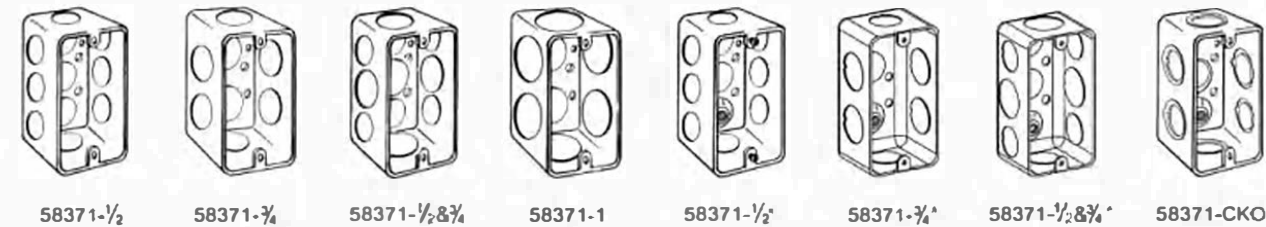


58361-3/4 58361-1/2 & 3/4 58361-K 58361-L 58361-CKO1 58361-CKO2 58361-1/2 & 3/4 (CON1) 58361-1/2 & 3/4 (CON2)

4" x 2" Rectangular Boxes, 2-1/8" Depth



| Cat.No.           | Depth  | Capacity    | Knockouts      |        |                | Features        |
|-------------------|--------|-------------|----------------|--------|----------------|-----------------|
|                   |        |             | Side           | End    | Bottom         |                 |
| 58371-1/2         | 2 1/8" | 15.8 Cu. In | 6x1/2"         | 2x1/2" | 3x1/2"         |                 |
| 58371-3/4         | 2 1/8" | 15.8 Cu. In | 4x3/4"         | 2x3/4" | 2x3/4"         |                 |
| 58371-1/2 & 3/4   | 2 1/8" | 15.8 Cu. In | 4x1/2", 2x3/4" | 2x3/4" | 2x1/2", 1x3/4" |                 |
| 58371-1           | 2 1/8" | 15.8 Cu. In | 4x1"           | 2x1"   | 2x1/2", 1x3/4" |                 |
| 58371-CKO         | 2 1/8" | 15.8 Cu. In | 4xCKO          | 2xCKO  | 2xCKO          | Concentric K.O. |
| 58371-1/2 *       | 2 1/8" | 15.8 Cu. In | 6x1/2"         | 2x1/2" | 2x1/2"         |                 |
| 58371-3/4 *       | 2 1/8" | 15.8 Cu. In | 4x3/4"         | 2x3/4" | 1x3/4"         |                 |
| 58371-1/2 & 3/4 * | 2 1/8" | 15.8 Cu. In | 4x1/2", 2x3/4" | 2x3/4" | 1x1/2", 1x3/4" | With Grounding  |
| 58371-1 *         | 2 1/8" | 15.8 Cu. In | 4x1"           | 2x1"   | 1x1/2", 1x3/4" | Bubble & Ground |
| 58371-CKO *       | 2 1/8" | 15.8 Cu. In | 4xCKO          | 2xCKO  | 1xCKO          | Screw           |

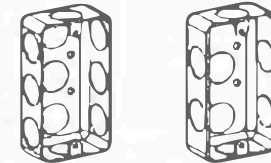


58371-1/2 58371-3/4 58371-1/2 & 3/4 58371-1 58371-1/2 \* 58371-3/4 \* 58371-1/2 & 3/4 \* 58371-CKO \*

4" x 2" Rectangular Boxes, 1-1/2" Depth



| Cat.No.         | Depth  | Capacity    | Knockouts      |        |                |
|-----------------|--------|-------------|----------------|--------|----------------|
|                 |        |             | Side           | End    | Bottom         |
| 58351-1/2       | 1 1/2" | 11.5 Cu. In | 6x1/2"         | 2x1/2" | 3x1/2"         |
| 58351-3/4       | 1 1/2" | 11.5 Cu. In | 4x3/4"         | 2x1/2" | 2x3/4"         |
| 58351-1/2 & 3/4 | 1 1/2" | 11.5 Cu. In | 4x1/2", 2x3/4" | 2x1/2" | 2x1/2", 1x3/4" |

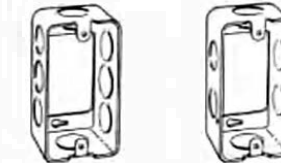


58351-1/2 58351-3/4

Rectangular Extension Rings, 1-7/8" Depth



| Cat.No.         | Depth  | Capacity    | Knockouts      |        |
|-----------------|--------|-------------|----------------|--------|
|                 |        |             | Side           | End    |
| 59361-1/2       | 1 7/8" | 12.8 Cu. In | 6x1/2"         | 2x1/2" |
| 59361-3/4       | 1 7/8" | 12.8 Cu. In | 4x3/4"         | 2x3/4" |
| 59361-1/2 & 3/4 | 1 7/8" | 12.8 Cu. In | 4x1/2", 2x3/4" | 2x3/4" |

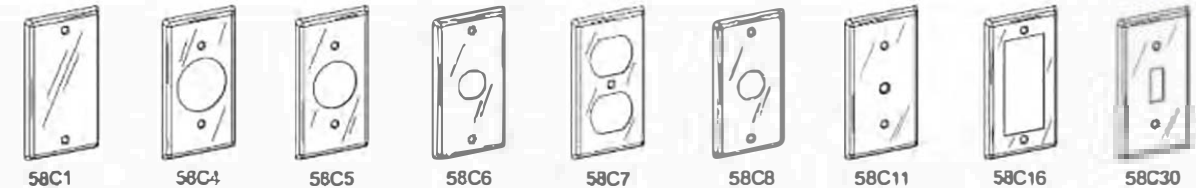


59361-1/2 59361-3/4

4" x 2" Rectangular Box Covers



| Cat.No. | Description                                   | Cat.No. | Description                |
|---------|---|---------|----------------------------|
| 58C1    | Blank   | 58C8    | With 3/4" KO.              |
| 58C4    | For 4-wire Twist-lock Single Flush Receptacle | 58C11   | With 15/32" Bushed Hole    |
| 58C5    | For Single Receptacle                         | 58C16   | For Single GFCI Receptacle |
| 58C6    | With 1/2" KO.                                 | 58C30   | For One Toggle Switch      |
| 58C7    | For Duplex Flush Receptacle                   |         |                            |

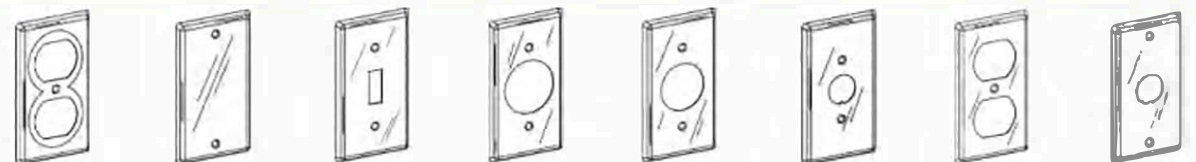


58C1 58C4 58C5 58C6 58C7 58C8 58C11 58C16 58C30

4" x 2-1/8" Rectangular Box Covers



| Cat.No. | Description                 | Cat.No. | Description                 |
|---------|-----------------------------|---------|-----------------------------|
| BC-CG01 | For Duplex Flush Receptacle | BC-CG07 | Ø35.7                       |
| BC-CG04 | Blank                       | BC-CG08 | With 1/2" KO.               |
| BC-CG05 | For One Toggle Switch       | BC-CG09 | For Duplex Flush Receptacle |
| BC-CG06 | Ø40.5                       | BC-CG10 | With 1/2" KO.               |



BC-CG01 BC-CG04 BC-CG05 BC-CG06 BC-CG07 BC-CG08 BC-CG09 BC-CG10

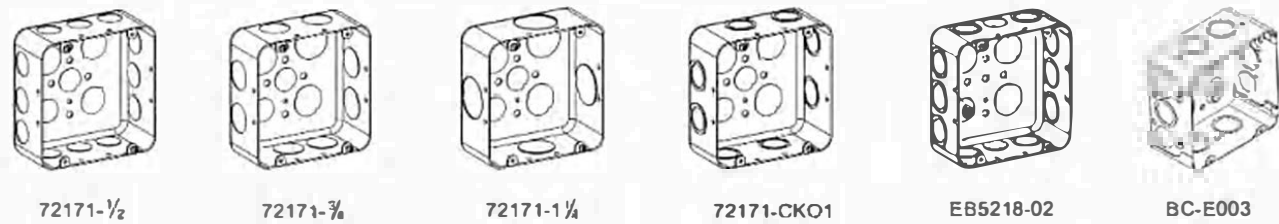
Steel Boxes and Covers

Steel Boxes and Covers

4-11/16" Square Drawn Boxes, 2-1/8" Depth



| Cat. No.          | Depth  | Capacity   | Knockouts      |                | Bracket | Clamp | Features                                   |
|-------------------|--------|------------|----------------|----------------|---------|-------|--|
|                   |        |            | Side           | Bottom         |         |       |  |
| 72171-1/2         | 2 1/8" | 41.4 Cu.In | 12x1/2"        | 5x1/2"         |         |       |  |
| 72171-3/4         | 2 1/8" | 41.4 Cu.In | 8x3/4"         | 3x1/2", 2x3/4" |         |       |  |
| 72171-1/2 & 3/4   | 2 1/8" | 41.4 Cu.In | 8x1/2", 4x3/4" | 3x1/2", 2x3/4" |         |       |  |
| 72171-1           | 2 1/8" | 41.4 Cu.In | 8x1"           | 3x1/2", 2x3/4" |         |       |  |
| 72171-3/4 & 1     | 2 1/8" | 41.4 Cu.In | 4x3/4", 4x1"   | 3x1/2", 2x3/4" |         |       |  |
| 72171-1 1/4       | 2 1/8" | 41.4 Cu.In | 4x1-1/4"       | 3x1/2", 2x3/4" |         |       |  |
| 72171-1 & 1 1/4   | 2 1/8" | 41.4 Cu.In | 4x1", 2x1-1/4" | 3x1/2", 2x3/4" |         |       |  |
| 72171-CKO1        | 2 1/8" | 41.4 Cu.In | 8xCKO          | 3x1/2", 2x3/4" |         |       | Concentric K.O.                            |
| 72171-1/2 *       | 2 1/8" | 41.4 Cu.In | 12x1/2"        | 4x1/2"         |         |       |  |
| 72171-3/4 *       | 2 1/8" | 41.4 Cu.In | 8x3/4"         | 2x1/2", 2x3/4" |         |       |  |
| 72171-1/2 & 3/4 * | 2 1/8" | 41.4 Cu.In | 8x1/2", 4x3/4" | 2x1/2", 2x3/4" |         |       |  |
| 72171-1 *         | 2 1/8" | 41.4 Cu.In | 8x1"           | 2x1/2", 2x3/4" |         |       |  |
| 72171-3/4 & 1 *   | 2 1/8" | 41.4 Cu.In | 4x3/4", 4x1"   | 2x1/2", 2x3/4" |         |       | With Grounding<br>Bubble & Ground<br>Screw |
| 72171-1 1/4 *     | 2 1/8" | 41.4 Cu.In | 4x1-1/4"       | 2x1/2", 2x3/4" |         |       |  |
| 72171-1 & 1 1/4 * | 2 1/8" | 41.4 Cu.In | 4x1", 2x1-1/4" | 2x1/2", 2x3/4" |         |       |  |
| 72171-CKO1 *      | 2 1/8" | 41.4 Cu.In | 8xCKO          | 2x1/2", 2x3/4" |         |       |  |
| EB5218-02         | 2 1/8" | 41.4 Cu.In | 2x1/2", 10xCKO | 2x1/2", 2x3/4" |         |       |  |
| BC-E003           | 2 1/8" | 41.4 Cu.In | 4x1/2", 6xCKO  | 2x1/2", 2xCKO  |         |       |  |

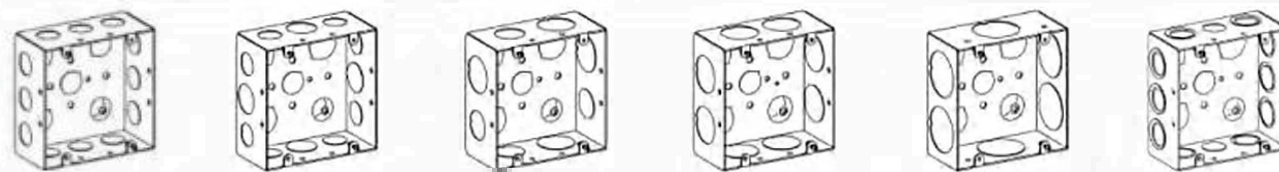


72171-1/2    72171-3/4    72171-1 1/4    72171-CKO1    EB5218-02    BC-E003

4-11/16" Square Welded Boxes, 1-1/2" Depth & 2-1/8" Depth



| Cat. No.         | Depth  | Capacity   | Knockouts      |                       | Bracket | Clamp | Features                                   |
|------------------|--------|------------|----------------|-----------------------|---------|-------|--|
|                  |        |            | Side           | Bottom                |         |       |  |
| 72151W-MKO       | 1 1/2" | 29.5 Cu.In | 8x1/2", 4xMKO  | 2x1/2", 2xMKO         |         |       |  |
| 72171W-1/2       | 2 1/8" | 42.7 Cu.In | 12x1/2"        | 4x1/2"                |         |       |  |
| 72171W-3/4       | 2 1/8" | 42.7 Cu.In | 12x3/4"        | 2x1/2", 2x3/4"        |         |       | With Grounding<br>Bubble & Ground<br>Screw |
| 72171W-1/2 & 3/4 | 2 1/8" | 42.7 Cu.In | 8x1/2", 4x3/4" | 2x1/2", 2x3/4"        |         |       |  |
| 72171W-1         | 2 1/8" | 42.7 Cu.In | 8x1"           | 2x1/2", 2x3/4"        |         |       |  |
| 72171W-3/4 & 1   | 2 1/8" | 42.7 Cu.In | 4x3/4", 4x1"   | 2x1/2", 2x3/4"        |         |       |  |
| 72171W-1 1/4     | 2 1/8" | 42.7 Cu.In | 6x1-1/4"       | 2x1/2", 2x3/4"        |         |       |  |
| 72171W-MKO       | 2 1/8" | 42.7 Cu.In | 2x1/2", 10xMKO | 1x1/2", 2x3/4", 2xMKO |         |       | Moon K.O.                                  |



72171W-1/2    72171W-1/2 & 3/4    72171W-3/4 & 1    72171W-1    72171W-1 1/4    72171W-MKO

4-11/16" Square Box Covers



| Cat.No. | Description         | Cat.No.   | Description         |
|---------|---------------------|-----------|---------------------|
| 72C1    | Flat, blank         | BC-E002   | Flat, blank         |
| 72C6    | Flat, with 1/2" KO. | BC-EG5002 | Flat, with 1/2" KO. |
| 72C8    | Flat, with 3/4" KO. | BC-EG5003 | Flat, blank         |



4-11/16" Single Device Covers



| Cat.No. | Description   |
|---------|---------------|
| EB837   | 1/2" Raised   |
| EB843   | 5/8" Raised   |
| EB838   | 3/4" Raised   |
| EB839   | 1" Raised     |
| EB842   | 1-1/4" Raised |
| EB898   | 1-1/2" Raised |
| EB899   | 2" Raised     |



EB837    EB839    EB898

4-11/16" Double Device Covers



| Cat.No. | Description   |
|---------|---------------|
| EB841   | 1/2" Raised   |
| EB818   | 5/8" Raised   |
| EB840   | 3/4" Raised   |
| EB819   | 1" Raised     |
| EB820   | 1-1/4" Raised |
| EB885   | 1-1/2" Raised |

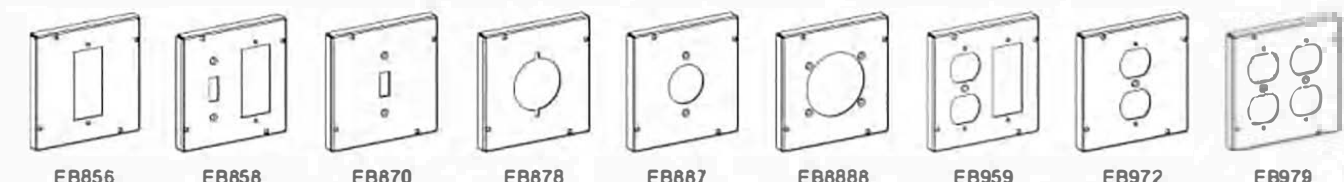


EB841    EB819    EB885

4-11/16" Square Industry Covers-1/2" Raised



| Cat.No. | Description                          | Cat.No. | Description                              |
|---------|--------------------------------------|---------|--|
| EB856   | (1)GFCI Receptacle                   | EB887   | (1)20A Receptacle, 1.594" Dia            |
| EB857   | (2)GFCI Receptacle                   | EB888   | (1)30 or 60A Receptacle, 2.625" Dia      |
| EB858   | (1)Toggle Switch; (1)GFCI Receptacle | EB959   | (1)Duplex Receptacle; (1)GFCI Receptacle |
| EB870   | (1)Toggle Switch                     | EB972   | (1)Duplex Flush Receptacle               |
| EB878   | (1)30 or 50A Receptacle, 2.141" Dia  | EB979   | (2)Duplex Flush Receptacle               |



EB856    EB858    EB870    EB878    EB887    EB888    EB959    EB972    EB979

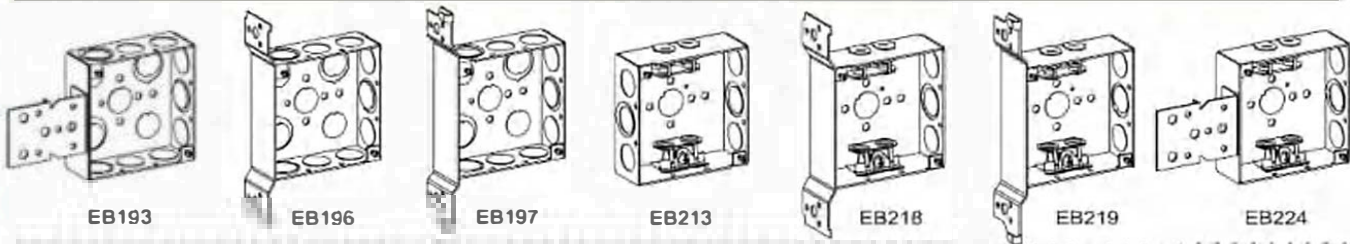
Steel Boxes and Covers

Steel Boxes and Covers

4" Square Welded Boxes, 1-1/2" Depth



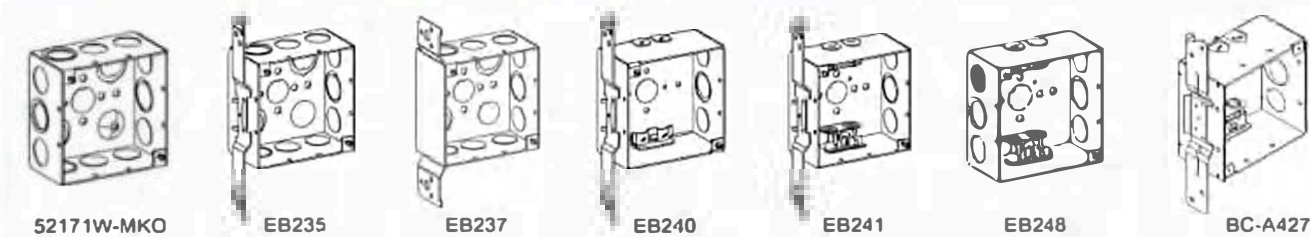
| Cat.No.          | Depth  | Capacity   | Knockouts               |                | Bracket   | Clamp | Features       |
|------------------|--------|------------|-------------------------|----------------|-----------|-------|----------------|
|                  |        |            | Side                    | Bottom         |           |       |                |
| 52151W-1/2       | 1 1/2" | 20.7 Cu.In | 12x1/2"                 | 4x1/2"         |           |       | With Grounding |
| 52151W-3/4       | 1 1/2" | 20.7 Cu.In | 8x3/4"                  | 2x1/2", 2x3/4" |           |       | Bubble & Screw |
| 52151W-1/2 & 3/4 | 1 1/2" | 20.7 Cu.In | 8x1/2", 4x3/4"          | 2x1/2", 2x3/4" |           |       |                |
| 52151W-MKO       | 1 1/2" | 20.7 Cu.In | 8x1/2", 4xMKO           | 2x1/2", 2xMKO  |           |       | Moon K.O.      |
| EB193            | 1 1/2" | 20.7 Cu.In | 6x1/2", 3xMKO           | 3x1/2", 2xMKO  | B.FLUSH   |       | Moon K.O.      |
| EB196            | 1 1/2" | 20.7 Cu.In | 6x1/2", 3xMKO           | 3x1/2", 2xMKO  | FM, FLUSH |       | Moon K.O.      |
| EB197            | 1 1/2" | 20.7 Cu.In | 6x1/2", 3xMKO           | 3x1/2", 2xMKO  | FH, FLUSH |       | Moon K.O.      |
| EB213            | 1 1/2" | 20.7 Cu.In | 4 Cables, 4x1/2", 2xMKO | 1x1/2"         |           | MC    | Moon K.O.      |
| EB218            | 1 1/2" | 20.7 Cu.In | 4 Cables, 2x1/2", 1xMKO | 1x1/2"         | FM, FLUSH | MC    | Moon K.O.      |
| EB219            | 1 1/2" | 20.7 Cu.In | 4 Cables, 2x1/2", 1xMKO | 1x1/2"         | FH, FLUSH | MC    | Moon K.O.      |
| EB223            | 1 1/2" | 20.7 Cu.In | 4 Cables, 2x1/2", 1xMKO | 1x1/2"         | FM, FLUSH | MC    | Moon K.O.      |
| EB224            | 1 1/2" | 20.7 Cu.In | 4 Cables, 2x1/2", 1xMKO | 1x1/2"         | B, FLUSH  | MC    | Moon K.O.      |
| EB225            | 1 1/2" | 20.7 Cu.In | 4 Cables, 2x1/2", 1xMKO | 1x1/2"         | B, FLUSH  | NM    | Moon K.O.      |



4" Square Welded Boxes, 2-1/8" Depth



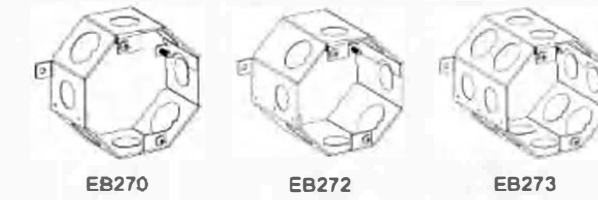
| Cat.No.          | Depth  | Capacity   | Knockouts               |                | Bracket   | Clamp | Features        |
|------------------|--------|------------|-------------------------|----------------|-----------|-------|-----------------|
|                  |        |            | Side                    | Bottom         |           |       |                 |
| 52171W-1/2       | 2 1/8" | 30.3 Cu.In | 12x1/2"                 | 4x1/2"         |           |       |                 |
| 52171W-3/4       | 2 1/8" | 30.3 Cu.In | 8x3/4"                  | 2x1/2", 2x3/4" |           |       | With Grounding  |
| 52171W-1/2 & 3/4 | 2 1/8" | 30.3 Cu.In | 8x1/2", 4x3/4"          | 2x1/2", 2x3/4" |           |       | Bubble & Ground |
| 52171W-1         | 2 1/8" | 30.3 Cu.In | 8x1"                    | 2x1/2", 2x3/4" |           |       | Screw           |
| 52171W-3/4 & 1   | 2 1/8" | 30.3 Cu.In | 4x3/4", 4x1"            | 2x1/2", 2x3/4" |           |       |                 |
| 52171W-MKO       | 2 1/8" | 30.3 Cu.In | 8x1/2", 4xMKO           | 2x1/2", 2xMKO  |           |       | Moon K.O.       |
| EB235            | 2 1/8" | 30.3 Cu.In | 6x1/2", 3xMKO           | 3x1/2", 2xMKO  | TS, FLUSH |       |                 |
| EB237            | 2 1/8" | 30.3 Cu.In | 6x1/2", 3xMKO           | 3x1/2", 2xMKO  | FM, FLUSH |       |                 |
| EB240            | 2 1/8" | 30.3 Cu.In | 4 Cables, 2x1/2", 1xMKO | 1x1/2"         | TS, FLUSH | NM    |                 |
| EB241            | 2 1/8" | 30.3 Cu.In | 4 Cables, 2x1/2", 1xMKO | 1x1/2"         | TS, FLUSH | MC    |                 |
| EB243            | 2 1/8" | 30.3 Cu.In | 4 Cables, 2x1/2", 1xMKO | 1x1/2"         | MS, FLUSH | MC    |                 |
| EB248            | 2 1/8" | 30.3 Cu.In | 4 Cables, 4x1/2", 2xMKO | 1x1/2"         |           | MC    |                 |
| BC-A427          | 2 1/8" | 30.3 Cu.In | 4 Cables, 2x1/2", 1xMKO | 1x1/2"         | FB, FLUSH | MC    |                 |



4" Octagonal Concrete Boxes



| Cat.No. | Depth  | Capacity   | Knockouts      |        |
|---------|--------|------------|----------------|--------|
|         |        |            | Side           | Bottom |
| EB270   | 2"     | 24.4 Cu.In | 4x1/2", 4x3/4" |        |
| EB272   | 3"     | 37.0 Cu.In | 4x1/2", 4x3/4" |        |
| EB273   | 3 1/2" | 43.0 Cu.In | 8x1/2", 8x3/4" |        |
| EB274   | 4"     | 49.2 Cu.In | 8x1/2", 8x3/4" |        |
| EB275   | 5"     | 61.7 Cu.In | 8x1/2", 8x3/4" |        |



4-1/2" Concrete Box Covers



| Cat.No. | Description               |
|---------|---------------------------|
| EB892   | Flat, blank               |
| EB891   | 3/8" Stub, 2x1/2", 2x3/4" |
| EB890   | 3x1/2", 2x3/4"            |



3-1/2" Octagonal Boxes & Extension Rings, 1-1/2" Depth



| Cat.No.   | Depth  | Capacity  | Knockouts        |        | Bracket | Clamp | Features |
|-----------|--------|-----------|------------------|--------|---------|-------|----------|
|           |        |           | Side             | Bottom |         |       |          |
| EB110     | 1 1/2" | 9.0 Cu.In | 4x1/2"           | 1x1/2" |         |       |          |
| EB-110-FB | 1 1/2" | 9.0 Cu.In | 3x1/2"           | 1x1/2" | FB brkt |       |          |
| EB111     | 1 1/2" | 9.0 Cu.In | 4x1/2"           |        |         |       |          |
| EB112     | 1 1/2" | 9.0 Cu.In | 4 Cables, 2x1/2" | 1x1/2" |         | NM    |          |
| EB119     | 1 1/2" | 9.0 Cu.In | 4 Cables, 1x1/2" | 1x1/2" | TS brkt | NM    |          |



3-1/2" Round Pancake Boxes



| Cat.No. | Depth | Capacity  | Knockouts        |  | Clamp |
|---------|-------|-----------|------------------|--|-------|
|         |       |           | Bottom           |  |       |
| EB292   | 1/2"  | 3.9 Cu.In | 4 Cables, 1x1/2" |  | NM    |
| EB-3PB  | 1/2"  | 3.9 Cu.In | 4 Cables, 3x1/2" |  |       |
| EB287   | 3/4"  | 5.0 Cu.In | 4 Cables, 1x1/2" |  | NM    |



4" Round Pancake Boxes



| Cat.No.   | Depth | Capacity  | Knockouts |  | Clamp     |
|-----------|-------|-----------|-----------|--|-----------|
|           |       |           | Bottom    |  |           |
| EB293     | 1/2"  | 5.8 Cu.In | 5x1/2"    |  |           |
| EB-4PB-NM | 1/2"  | 5.8 Cu.In | 3x1/2"    |  | NM        |
| BC-Y001   | 3/4"  | ? Cu.In   | 4x1/2"    |  |           |
| BC-Y002   | 3/4"  | ? Cu.In   | 5x1/2"    |  |           |
| BC-Y003   | 3/4"  | ? Cu.In   | 4x1/2"    |  | Grounding |



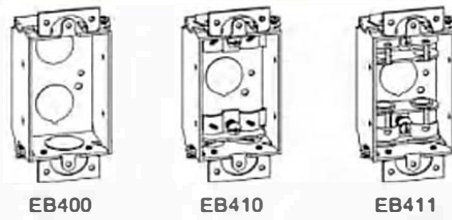
Steel Boxes and Covers

Steel Boxes and Covers



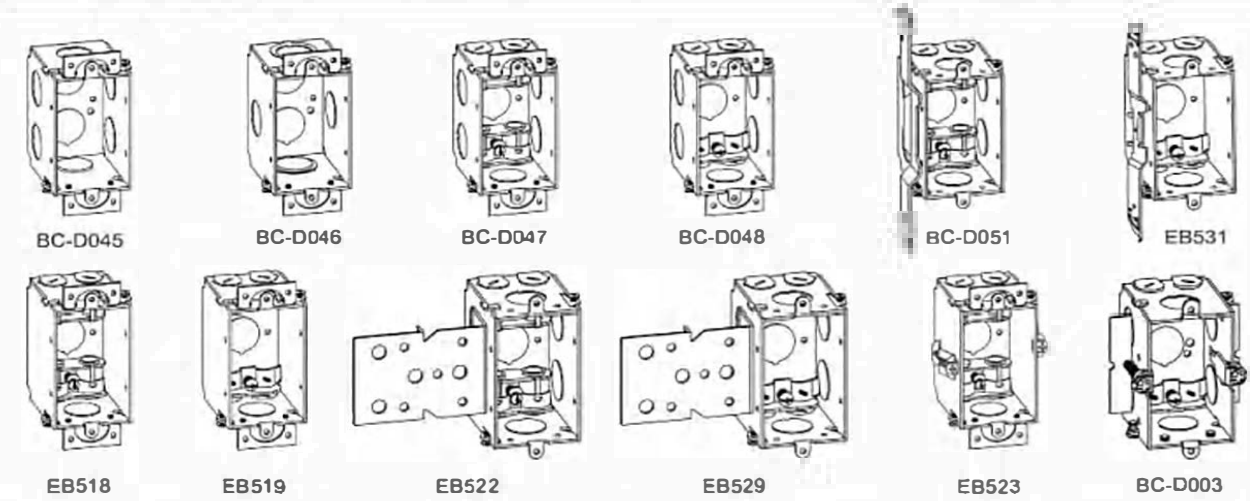
3"x2" Switch Boxes, 1-1/2" Depth

| Cat.No. | Depth  | Capacity  | Knockouts |          |        | Bracket | Clamp | Features |
|---------|--------|-----------|-----------|----------|--------|---------|-------|----------|
|         |        |           | Side      | End      | Bottom |         |       |          |
| EB400   | 1 1/2" | 7.5 Cu.In |           | 2x1/2"   | 1x1/2" | EARS    |       |          |
| EB410   | 1 1/2" | 7.5 Cu.In |           | 4 Cables |        | EARS    | NM    |          |
| EB411   | 1 1/2" | 7.5 Cu.In |           | 4 Cables | 1x1/2" | EARS    | MC    |          |



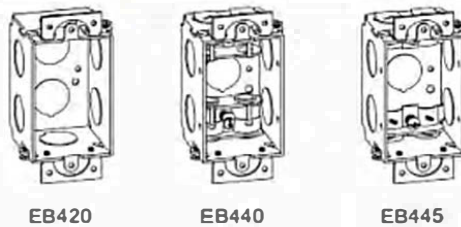
3"x2" Switch Boxes, 2-1/2" Depth

| Cat.No. | Depth  | Capacity   | Knockouts |                  |        | Bracket       | Clamp | Features |
|---------|--------|------------|-----------|------------------|--------|---------------|-------|----------|
|         |        |            | Side      | End              | Bottom |               |       |          |
| BC-D045 | 2 1/2" | 14.0 Cu.In | 4x1/2"    | 2x1/2"           | 2x1/2" | EARS          |       |          |
| BC-D046 | 2 1/2" | 14.0 Cu.In | 2x1/2"    | 2xCKO            | 2x1/2" | EARS          |       |          |
| BC-D047 | 2 1/2" | 14.0 Cu.In | 4x1/2"    | 4 Cables, 2x1/2" | 1x1/2" | EARS          | MC    |          |
| BC-D048 | 2 1/2" | 14.0 Cu.In | 4x1/2"    | 4 Cables, 2x1/2" | 1x1/2" | EARS          | NM    |          |
| BC-D051 | 2 1/2" | 14.0 Cu.In | 2x1/2"    | 4 Cables, 2x1/2" | 1x1/2" | FB            | MC    |          |
| EB518   | 2 1/2" | 14.0 Cu.In |           | 4 Cables         | 1x1/2" | EARS          | MC    |          |
| EB519   | 2 1/2" | 14.0 Cu.In |           | 4 Cables         | 1x1/2" | EARS          | NM    |          |
| EB522   | 2 1/2" | 14.0 Cu.In |           | 4 Cables, 2x1/2" | 1x1/2" | Long B, 5/8"  | MC    |          |
| EB529   | 2 1/2" | 14.0 Cu.In |           | 4 Cables, 2x1/2" | 1x1/2" | Long B, 5/8"  | NM    |          |
| EB523   | 2 1/2" | 14.0 Cu.In |           | 4 Cables         | 1x1/2" | OLD WORK      | MC    |          |
| BC-D003 | 2 1/2" | 14.0 Cu.In | 4x1/2"    | 4 Cables, 2x1/2" | 1x1/2" | OLD WORK      | NM    |          |
| EB531   | 2 1/2" | 14.0 Cu.In |           | 4 Cables         | 1x1/2" | TS brkt, 1/2" | NM    |          |



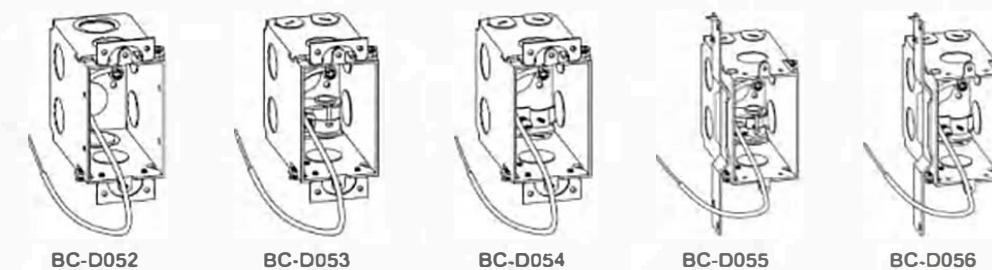
3"x2" Switch Boxes, 2" Depth

| Cat.No. | Depth | Capacity   | Knockouts |          |        | Bracket | Clamp | Features |
|---------|-------|------------|-----------|----------|--------|---------|-------|----------|
|         |       |            | Side      | End      | Bottom |         |       |          |
| EB420   | 2"    | 10.0 Cu.In | 4x1/2"    | 2x1/2"   | 2x1/2" | EARS    |       |          |
| EB440   | 2"    | 10.0 Cu.In |           | 4 Cables | 1x1/2" | EARS    | MC    |          |
| EB445   | 2"    | 10.0 Cu.In |           | 4 Cables | 1x1/2" | EARS    | NM    |          |



3"x2" Switch Boxes, 3-1/2" Depth

| Cat.No. | Depth  | Capacity   | Knockouts |                  |        | Bracket | Clamp | Features         |
|---------|--------|------------|-----------|------------------|--------|---------|-------|------------------|
|         |        |            | Side      | End              | Bottom |         |       |                  |
| BC-D052 | 3 1/2" | 18.0 Cu.In | 4x1/2"    | 2x1/2", 2xCKO    | 2x1/2" | EARS    |       | With Copper Wire |
| BC-D053 | 3 1/2" | 18.0 Cu.In | 4x1/2"    | 4 Cables, 2x1/2" | 1x1/2" | EARS    | MC    | With Copper Wire |
| BC-D054 | 3 1/2" | 18.0 Cu.In | 4x1/2"    | 4 Cables, 2x1/2" | 1x1/2" | EARS    | NM    | With Copper Wire |
| BC-D055 | 3 1/2" | 18.0 Cu.In | 4x1/2"    | 4 Cables, 2x1/2" | 1x1/2" | FB      | MC    | With Copper Wire |
| BC-D056 | 3 1/2" | 18.0 Cu.In | 4x1/2"    | 4 Cables, 2x1/2" | 1x1/2" | FB      | NM    | With Copper Wire |



3"x2" Switch Boxes, 2-3/4" Depth

| Cat.No. | Depth  | Capacity   | Knockouts |                  |        | Bracket | Clamp | Features |
|---------|--------|------------|-----------|------------------|--------|---------|-------|----------|
|         |        |            | Side      | End              | Bottom |         |       |          |
| BC-D059 | 2 3/4" | 15.9 Cu.In | 4x3/4"    | 2x3/4"           | 2x1/2" | EARS    |       |          |
| BC-D060 | 2 3/4" | 15.9 Cu.In | 2x1/2"    | 4 Cables, 2x1/2" | 1x1/2" | EARS    | NM    |          |
| BC-D061 | 2 3/4" | 15.9 Cu.In | 2x1/2"    | 4 Cables, 2x1/2" | 1x1/2" | EARS    | MC    |          |
| BC-D058 | 2 3/4" | 15.9 Cu.In | 2x1/2"    | 4 Cables, 2x1/2" | 1x1/2" | FB      | NM    |          |
| BC-D062 | 2 3/4" | 15.9 Cu.In | 2x1/2"    | 4 Cables, 2x1/2" | 1x1/2" | FB      | MC    |          |



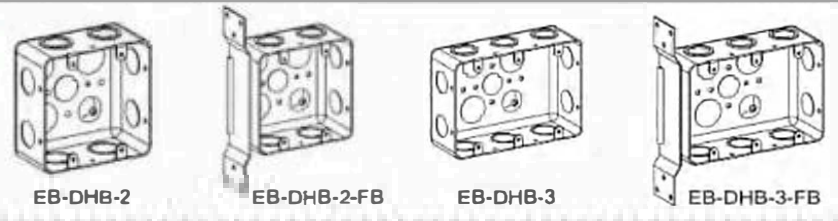
Steel Boxes and Covers

Steel Boxes and Covers

Multi-Gang Handy Boxes, 2-1/8" Depth



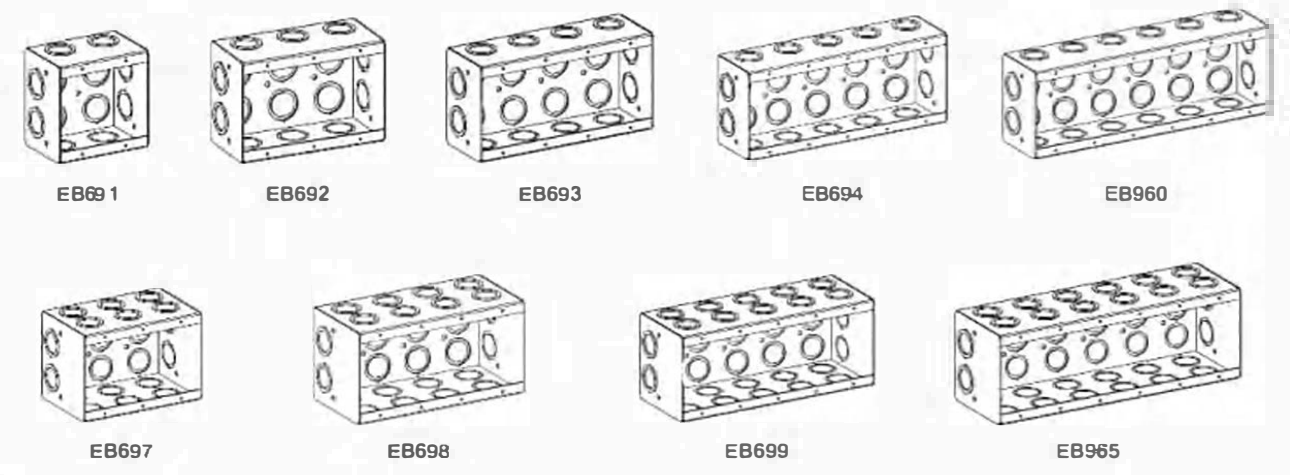
| Cat.No.     | Depth  | Capacity   | Knockouts     |                | Bracket | Clamp | Features |
|-------------|--------|------------|---------------|----------------|---------|-------|----------|
|             |        |            | Side          | Bottom         |         |       |          |
| EB-DHB-2    | 2-1/8" | 30.3 Cu.In | 4x1/2", 4xCKO | 2x1/2", 2x3/4" | -       | -     | 2 Gang   |
| EB-DHB-2-FB | 2-1/8" | 30.3 Cu.In | 2x1/2", 4xCKO | 2x1/2", 2x3/4" | FB      | -     | 2 Gang   |
| EB-DHB-3    | 2-1/8" | 44.0 Cu.In | 4x1/2", 6xCKO | 2x1/2", 2x3/4" | -       | -     | 3 Gang   |
| EB-DHB-3-FB | 2-1/8" | 44.0 Cu.In | 2x1/2", 6xCKO | 2x1/2", 2x3/4" | FB      | -     | 3 Gang   |



Masonry Boxes, 2-1/2" Depth & 3-1/2" Depth




| Cat.No. | Depth  | Capacity    | Knockouts |        |        | Bracket | Clamp | Features |
|---------|--------|-------------|-----------|--------|--------|---------|-------|----------|
|         |        |             | Side      | End    | Bottom |         |       |          |
| EB690   | 2-1/2" | 16.1 Cu.In  | 4xCKO     | 2xCKO  | 2xCKO  | -       | -     | 1 Gang   |
| EB691   | 2-1/2" | 31.9 Cu.In  | 4xCKO     | 4xCKO  | 4xCKO  | -       | -     | 2 Gang   |
| EB692   | 2-1/2" | 47.9 Cu.In  | 4xCKO     | 6xCKO  | 3xCKO  | -       | -     | 3 Gang   |
| EB693   | 2-1/2" | 63.6 Cu.In  | 4xCKO     | 8xCKO  | 8xCKO  | -       | -     | 4 Gang   |
| EB694   | 2-1/2" | 79.6 Cu.In  | 4xCKO     | 10xCKO | 10xCKO | -       | -     | 5 Gang   |
| EB960   | 2-1/2" | 95.3 Cu.In  | 4xCKO     | 12xCKO | 12xCKO | -       | -     | 6 Gang   |
| EB695   | 3-1/2" | 23.5 Cu.In  | 4xCKO     | 4xCKO  | 2xCKO  | -       | -     | 1 Gang   |
| EB696   | 3-1/2" | 46.9 Cu.In  | 4xCKO     | 8xCKO  | 4xCKO  | -       | -     | 2 Gang   |
| EB697   | 3-1/2" | 69.3 Cu.In  | 4xCKO     | 12xCKO | 6xCKO  | -       | -     | 3 Gang   |
| EB698   | 3-1/2" | 92.1 Cu.In  | 4xCKO     | 16xCKO | 8xCKO  | -       | -     | 4 Gang   |
| EB699   | 3-1/2" | 116.1 Cu.In | 4xCKO     | 20xCKO | 10xCKO | -       | -     | 5 Gang   |
| EB965   | 3-1/2" | 139.0 Cu.In | 4xCKO     | 24xCKO | 12xCKO | -       | -     | 6 Gang   |



Multi-Gang Switch Boxes, 1-5/8" Depth



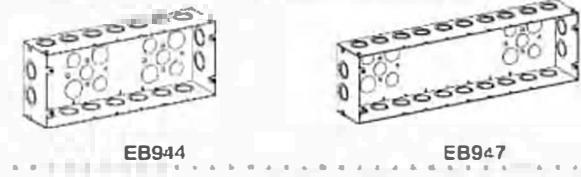
| Cat.No. | No. of Gang | Knockouts |       |                |
|---------|-------------|-----------|-------|----------------|
|         |             | Side      | End   | Bottom         |
| EB951   | 2           | 8xCKO     | 4xCKO | 4x1/2", 2x3/4" |
| EB952   | 3           | 10xCKO    | 4xCKO | 6x1/2", 4x3/4" |
| EB953   | 4           | 12xCKO    | 4xCKO | 6x1/2", 4x3/4" |
| EB954   | 5           | 14xCKO    | 4xCKO | 6x1/2", 4x3/4" |
| EB955   | 6           | 16xCKO    | 4xCKO | 6x1/2", 4x3/4" |
| EB956   | 7           | 18xCKO    | 4xCKO | 6x1/2", 4x3/4" |
| EB957   | 8           | 20xCKO    | 4xCKO | 6x1/2", 6x3/4" |
| EB958   | 9           | 22xCKO    | 4xCKO | 6x1/2", 6x3/4" |



Multi-Gang Switch Boxes, 2-1/2" Depth



| Cat.No. | No. of Gang | Knockouts |       |                |
|---------|-------------|-----------|-------|----------------|
|         |             | Side      | End   | Bottom         |
| EB941   | 2           | 8xCKO     | 4xCKO | 3x1/2", 2x3/4" |
| EB942   | 3           | 10xCKO    | 4xCKO | 6x1/2", 4x3/4" |
| EB943   | 4           | 12xCKO    | 4xCKO | 6x1/2", 4x3/4" |
| EB944   | 5           | 14xCKO    | 4xCKO | 6x1/2", 4x3/4" |
| EB945   | 6           | 16xCKO    | 4xCKO | 6x1/2", 4x3/4" |
| EB946   | 7           | 18xCKO    | 4xCKO | 6x1/2", 4x3/4" |
| EB947   | 8           | 20xCKO    | 4xCKO | 6x1/2", 6x3/4" |
| EB948   | 9           | 22xCKO    | 4xCKO | 6x1/2", 4x3/4" |



Multi-Gang Device Rings 1/2" Raised



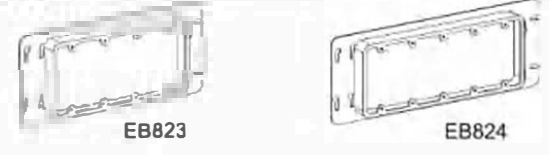
| Cat.No.   | No. of Gang | Description     |
|-----------|-------------|-----------------|
| EB1050-02 | 2           | 7-1/16" Width   |
| EB1050-03 | 3           | 8-7/8" Width    |
| EB1050-04 | 4           | 10-11/16" Width |
| EB1050-05 | 5           | 12-1/2" Width   |
| EB1050-06 | 6           | 14-5/16" Width  |
| EB1050-07 | 7           | 16-1/8" Width   |
| EB1050-08 | 8           | 17-15/16" Width |
| EB1050-09 | 9           | 19-3/4" Width   |



Multi-Gang Device Rings 3/4" Raised



| Cat.No. | No. of Gang | Description     |
|---------|-------------|-----------------|
| EB821   | 2           | 7-1/16" Width   |
| EB822   | 3           | 8-7/8" Width    |
| EB823   | 4           | 10-11/16" Width |
| EB824   | 5           | 12-1/2" Width   |
| EB825   | 6           | 14-5/16" Width  |
| EB826   | 7           | 16-1/8" Width   |
| EB827   | 8           | 17-15/16" Width |
| EB828   | 9           | 19-3/4" Width   |



Masonry Boxes with Device Ears & FB Bracket, 2-1/2" Depth



| Cat.No.     | Depth  | Capacity   | Knockouts |       |        | Bracket | Clamp | Features |
|-------------|--------|------------|-----------|-------|--------|---------|-------|----------|
|             |        |            | Side      | End   | Bottom |         |       |          |
| EB686       | 2-1/2" | 47.9 Cu.In | 6xCKO     | 2xCKO | 6xCKO  | FB      | -     | 3 Gang   |
| EB687       | 2-1/2" | 63.6 Cu.In | 8xCKO     | 2xCKO | 8xCKO  | FB      | -     | 4 Gang   |
| EB-MSB-5-FB | 2-1/2" | 79.6 Cu.In | 10xCKO    | 2xCKO | 10xCKO | FB      | -     | 5 Gang   |




Steel Boxes and Covers

Steel Boxes and Covers

**Adaptable GI Box & Cover**

0.7-1.2mm Thickness

| Size        | Size        | Size        |
|-------------|-------------|-------------|
| 75x75x50    | 200x200x50  | 250x250x150 |
| 100x100x50  | 200x200x75  | 300x300x50  |
| 100x100x55  | 200x200x100 | 300x300x75  |
| 100x100x75  | 200x200x150 | 300x300x100 |
| 100x100x100 | 225x225x75  | 300x300x150 |
| 150x150x50  | 225x225x100 | 400x400x50  |
| 150x150x75  | 250x250x50  | 400x400x75  |
| 150x150x100 | 250x250x75  | 400x400x100 |
| 150x150x150 | 250x250x100 | 400x400x150 |


**Floor Outlets with Square Box**

1.5mm Thickness

| Cat.No. | Description                            |
|---------|--|
| FO-1x2P | with 10A 250V 1x2Pin Receptacle Outlet |
| FO-1x3U | with 3Pin Universal Receptacle Outlet  |
| FO-1x3P | with 15A 125V Receptacle Outlet        |
| FO-2x3P | with 2pcs 15A 125V Receptacle Outlet   |


**BS Switch and Socket Box**

**1 Gang Metal Junction Box**  
16/20/25/35/47mm Deep


**2 Gang BS GI Box**  
35mm/47mm Deep

**2 Gang Metal Junction Box**  
16/20/25/35/47mm Deep

**3 Gang BS GI Box**  
35mm/47mm Deep

**1+1 Metal Junction Box**  
35mm/47mm Deep

**4 Gang BS GI Box**  
35mm/47mm Deep

**1+2 Metal Junction Box**  
35mm/47mm Deep

**1 Gang Extension Ring**  
16/20/25/35mm Deep

**1+1+1 Metal Junction Box**  
35mm/47mm Deep

**2 Gang Extension Ring**  
16/20/25/35mm Deep

**Circular EMT Boxes, Set Screw type**

Aluminum

| Normal Size | Cat. No.      | Cat. No.      | Cat. No.      | Cat. No.      | Cat. No.      |
|-------------|---------------|---------------|---------------|---------------|---------------|
| EMT Pipe    | 1 Way         | 2 Way         | Angle Way     | 3 Way         | 4 Way         |
| 1/2"        | P181-EMT-050C | P182-EMT-050C | P183-EMT-050C | P184-EMT-050C | P185-EMT-050C |
| 3/4"        | P181-EMT-075C | P182-EMT-075C | P183-EMT-075C | P184-EMT-075C | P185-EMT-075C |
| 1"          | P181-EMT-100C | P182-EMT-100C | P183-EMT-100C | P184-EMT-100C | P185-EMT-100C |

with Cover and without Cover both available


**Swivel Type Cover Plates-Square/Round**

• with 3/4"x1/2" Reducing Bushing

| Cat.No. | Description |
|---------|-------------|
| SCS-75  | 3/4"x1/2"   |
| SCR-75  | 3/4"x1/2"   |


**8" Length Grounding Pigtail & Ground Screw**

| Cat.No.       | Description        |
|---------------|--------------------|
| Stranded Wire |                    |
| PT12STGN      | # 12               |
| PT14STGN      | # 14               |
| Solid Wire    |                    |
| PT12SOGN      | # 12               |
| PT14SOGN      | # 14               |
| GS            | Screw, #10-32x3/8" |

\*6.0/6.5/7.0/7.5inch length also available.


**1 Gang Switch Box Cover**



| Cat.No. | Description |
|---------|-------------|
| 55C20   | 20mm K.O    |
| 55C25   | 25mm K.O.   |
| 55C6    | 1/2" K.O.   |
| 55C8    | 3/4" K.O.   |

**2 Gang Switch Box Cover**


| Cat.No. | Description |
|---------|-------------|
| 56C1    | Flat, blank |
| 56C20   | 20mm K.O.   |
| 56C25   | 25mm K.O.   |

**1 Gang Metal Clad Cavity Box**


| Cat.No. | Description           |
|---------|-----------------------|
| M831    | 40mm Deep             |
| M833    | 50mm Deep             |
| M831C   | 40mm Deep, With Cover |
| M833C   | 50mm Deep, With Cover |

**2 Gang Metal Clad Cavity Box**


| Cat.No. | Description           |
|---------|-----------------------|
| M832    | 40mm Deep             |
| M834    | 50mm Deep             |
| M832C   | 40mm Deep, With Cover |
| M834C   | 50mm Deep, With Cover |

**Knock-out Seals**

- Pre-galvanized



| Cat.No. | Size   |
|---------|--------|
| KOS-050 | 1/2"   |
| KOS-075 | 3/4"   |
| KOS-100 | 1"     |
| KOS-125 | 1 1/4" |
| KOS-150 | 1 1/2" |
| KOS-200 | 2"     |

**Type S with Screw and Bar Knockout Seals**

- Pre-galvanized



| Cat.No. | Size   |
|---------|--------|
| SKS-050 | 1/2"   |
| SKS-075 | 3/4"   |
| SKS-100 | 1"     |
| SKS-125 | 1 1/4" |
| SKS-150 | 1 1/2" |
| SKS-200 | 2"     |
| SKS-250 | 2 1/2" |
| SKS-300 | 3"     |
| SKS-350 | 3 1/2" |
| SKS-400 | 4"     |

**Service Entrance Caps-Aluminum**


- Clamp on type



| Cat.No. | Cat.No. | Conduit Size |
|---------|---------|--------------|
| Non-UL  | UL      |              |
| CEC-050 | EC2-50  | 1/2"         |
| CEC-075 | EC2-75  | 3/4"         |
| CEC-100 | EC2-100 | 1"           |
| CEC-125 | EC2-125 | 1 1/4"       |
| CEC-150 | EC2-150 | 1 1/2"       |
| CEC-200 | EC2-200 | 2"           |
| CEC-250 | EC2-250 | 2 1/2"       |
| CEC-300 | EC2-300 | 3"           |
| CEC-350 | EC2-350 | 3 1/2"       |
| CEC-400 | EC2-400 | 4"           |

**Service Entrance Caps-Aluminum**

- Threaded type




| Cat.No. | Cat.No. | Conduit Size |
|---------|---------|--------------|
| Non-UL  | UL      |              |
| TEC-050 | EC1-50  | 1/2"         |
| TEC-075 | EC1-75  | 3/4"         |
| TEC-100 | EC1-100 | 1"           |
| TEC-125 | EC1-125 | 1 1/4"       |
| TEC-150 | EC1-150 | 1 1/2"       |
| TEC-200 | EC1-200 | 2"           |
| TEC-250 | EC1-250 | 2 1/2"       |
| TEC-300 | EC1-300 | 3"           |
| TEC-350 | EC1-350 | 3 1/2"       |
| TEC-400 | EC1-400 | 4"           |

**3 Piece Hole Seal with Rubber Gasket**


| Cat.No.  | Size   |
|----------|--------|
| 3PHS-050 | 1/2"   |
| 3PHS-075 | 3/4"   |
| 3PHS-100 | 1"     |
| 3PHS-125 | 1 1/4" |
| 3PHS-150 | 1 1/2" |
| 3PHS-200 | 2"     |
| 3PHS-250 | 2 1/2" |
| 3PHS-300 | 3"     |
| 3PHS-350 | 3 1/2" |
| 3PHS-400 | 4"     |

**Nail Safety Plates with Prongs**

- Pre-galvanized



| Cat.No.    | Size          |
|------------|---------------|
| SSG-150250 | 1-1/2"x2-1/2" |
| SSG-150300 | 1-1/2"x3"     |
| SSG-150500 | 1-1/2"x5"     |
| SSG-150600 | 1-1/2"x6"     |
| SSG-150700 | 1-1/2"x7"     |
| SSG-200500 | 2"x5"         |
| SSG-300500 | 3"x5"         |
| SSG-500800 | 5"x8"         |

**Service Entrance Strap One Hole-Steel**


| Cat.No. | Cable Size |
|---------|------------|
| SE-191  | #8/3-#4/3  |
| SE-192  | #3/3-#2/3  |
| SE-193  | #1-#2/0    |
| SE-194  | #3/0-#4/0  |

**Service Entrance Strap Two Hole-Steel**


| Cat.No. | Cable Size |
|---------|------------|
| SE-291  | #8/3-#4/3  |
| SE-292  | #3/3-#2/3  |
| SE-293  | #1-#2/0    |
| SE-294  | #3/0-#4/0  |

**Box Support-Pairs**


- Pre-galvanized



| Cat.No. | Size   |
|---------|--------|
| SBS     | 1-7/8" |

**Hanger Bars**


- Pre-galvanized



| Cat.No.    | Size    |
|------------|---------|
| BBH-1118   | 11"-18" |
| BBH-1624   | 16"-24" |
| Adjustable |         |
| EBBHA-16   | 11"-18" |
| EBBHA-24   | 17"-26" |

**Service Entrance Cap-PVC**


| Cat.No.  | Conduit Size |
|----------|--------------|
| TEC-P125 | 1 1/4"       |
| TEC-P150 | 1 1/2"       |
| TEC-P200 | 2"           |
| TEC-P250 | 2 1/2"       |

**Service Entrance Elbow-Aluminum**


| Cat.No. | Conduit Size |
|---------|--------------|
| SLB-050 | 1/2"         |
| SLB-075 | 3/4"         |
| SLB-100 | 1"           |
| SLB-125 | 1 1/4"       |
| SLB-150 | 1 1/2"       |
| SLB-200 | 2"           |

**Old Work Clip**


| Cat.No. | Size    |
|---------|---------|
| OWC     | 1/4"x1" |

**Metal Stud Grommets**

- Plastic



| Cat.No. | Size   |
|---------|--|
| G100    | For 1" trade size hole                                   |
| ESGP    | For 1/2", 3/4" EMT conduit, and 1/2", 3/4" rigid conduit |
| ESG     | 1.315" OD  |

**Service Entrance Adjustable Wire Holder**


| Cat.No. | Size         |
|---------|--------------|
| 802-5   | 1-1/4" to 3" |


**Universal Pipe Support**


| Cat.No. | Size         | Bolt                |
|---------|--------------|---------------------|
| 615     | 1-1/4" to 3" | 1/2"x10" Stud Bolt  |
| 620     | 1-1/4" to 3" | 1/2"x2.35" Lag Bolt |

Porcelain Insulators



Spool Insulators



Pin Insulators for Telephone Lines



Shackle Insulators



Pin type Insulators for High Voltage



Stay Insulators for Lines



Pin type Insulators - 55 Series



Cap and Pin type Suspension Insulators



Pin type Insulators - 56 Series



Line Post Insulators



Cutout Fuse



### Toggle Switch & Decorative Switch



### Standard Duplex Receptacle



### Single Receptacle



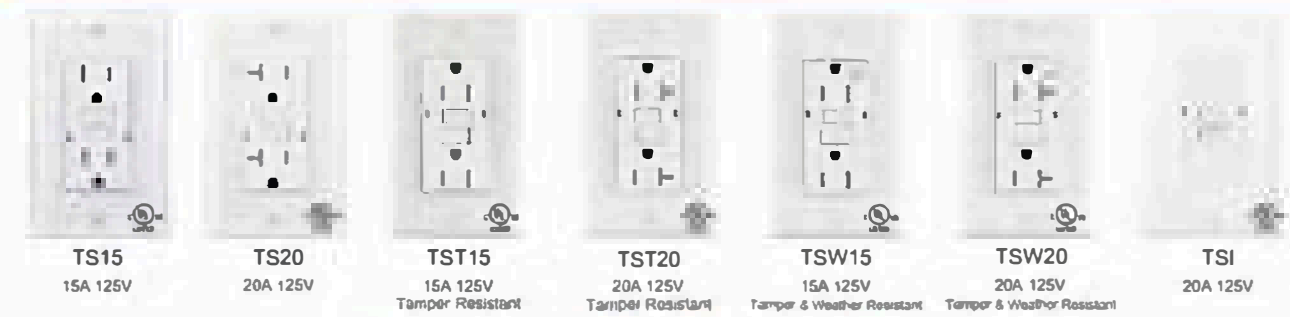
### USB Charger Receptacles




### Decorator Receptacle




### Self Test GFCI 2015 Series



### Regular GFCI 2010 Series



### Wall Plate, GFCI Series



### Wall Plate, Toggle Switch Series



### Wall Plate, Combination Gang Covers



Wiring Devices and Non-Metallic Box

Wiring Devices and Non-Metallic Box

## Non-Metallic Outlet Boxes

### New Work Box

| Cat.No. | No. of Gangs | Description   | Volume        |
|---------|--------------|---|---------------|
| SN18X   | 1            | with knockouts,with captive nails for faster installation     | 18 Cubic Inch |
| SN20X   | 1            | with knockouts,with captive nails for faster installation     | 20 Cubic Inch |
| SN22X   | 1            | with knockouts,with captive nails for faster installation     | 22 Cubic Inch |
| SN24X   | 1            | with knockouts,with captive nails for faster installation     | 24 Cubic Inch |
| SN32X   | 2            | with living hinges,with captive nails for faster installation | 32 Cubic Inch |
| SN44X   | 3            | with living hinges,with captive nails and bracket support     | 44 Cubic Inch |
| SN60X   | 4            | with living hinges,with captive nails and bracket support     | 60 Cubic Inch |



### Old Work Box

| Cat.No. | No. of Gangs | Description   | Volume        |
|---------|--------------|---|---------------|
| SN14Z   | 1            | with living hinges,with flanges and adjustable tabs | 14 Cubic Inch |
| SN20Z   | 1            | with living hinges,with flanges and adjustable tabs | 20 Cubic Inch |
| SN25Z   | 2            | with living hinges,with flanges and adjustable tabs | 25 Cubic Inch |
| SN18S   | 1            | with knockouts                                      | 8 Cubic Inch  |



### Ceiling Box

| Cat.No. | No. of Gangs | Description  | Volume        |
|---------|--------------|--|---------------|
| SN20XC  | Round        | with living hinges,with captive nails for faster installation                | 20 Cubic Inch |
| SN20XCG | Round        | with living hinges,with captive nails for faster installation,with grounding | 20 Cubic Inch |
| SN18RC  | Round        | with living hinges,with flanges and adjustable tabs                          | 18 Cubic Inch |
| SN18RCG | Round        | with living hinges,with flanges and adjustable tabs,with grounding           | 18 Cubic Inch |
| SN20WC  | Round        | with living hinges,with telescopic fixed support                             | 20 Cubic Inch |
| SN20WCG | Round        | with living hinges,with telescopic fixed support,with grounding              | 20 Cubic Inch |



### Adjustable Box

| Cat.No.   | No. of Gangs | Description                               | Volume        |
|-----------|--------------|---|---------------|
| SN21X-ADJ | 1            | with living hinges, with adjustment screw | 21 Cubic Inch |
| SN34X-ADJ | 1            | with living hinges, with adjustment screw | 34 Cubic Inch |
| SN49X-ADJ | 2            | with living hinges, with adjustment screw | 49 Cubic Inch |
| SNW-60    | 1            | 1 Gang Box Extender                       | 1 Gang        |
| SNW-80    | 2            | 2 Gang Box Extender                       | 2 Gang        |
| SNW-110R  | Round        | 1 Gang Box Extender                       | 1 Gang        |



### FS and FD Device Box Single Gang Malleable

| Cat.No.        | Hub Size | Depth  |
|----------------|----------|--------|
| <b>One Hub</b> |          |        |
| FS1-050        | 1/2"     | 2.125" |
| FS1-075        | 3/4"     |        |
| FS1-100        | 1"       |        |
| <b>Two Hub</b> |          |        |
| FD1-050        | 1/2"     | 2.875" |
| FD1-075        | 3/4"     |        |
| FD1-100        | 1"       |        |
| <b>Two Hub</b> |          |        |
| FSC1-050       | 1/2"     | 2.125" |
| FSC1-075       | 3/4"     |        |
| FSC1-100       | 1"       |        |
| <b>Two Hub</b> |          |        |
| FDC1-050       | 1/2"     | 2.875" |
| FDC1-075       | 3/4"     |        |
| FDC1-100       | 1"       |        |

### FS and FD Device Box Double Gang Malleable

| Cat.No.        | Hub Size | Depth  |
|----------------|----------|--------|
| <b>One Hub</b> |          |        |
| FS2-050        | 1/2"     | 2.047" |
| FS2-075        | 3/4"     |        |
| FS2-100        | 1"       |        |
| <b>Two Hub</b> |          |        |
| FD2-050        | 1/2"     | 2.854" |
| FD2-075        | 3/4"     |        |
| FD2-100        | 1"       |        |
| <b>Two Hub</b> |          |        |
| FSC2-050       | 1/2"     | 2.047" |
| FSC2-075       | 3/4"     |        |
| FSC2-100       | 1"       |        |
| <b>Two Hub</b> |          |        |
| FDC2-050       | 1/2"     | 2.854" |
| FDC2-075       | 3/4"     |        |
| FDC2-100       | 1"       |        |

### FS and FD Device Box Cover Single Gang

|                             | Cat.No.   |
|-----------------------------|-----------|
| Blank Cover                 | Malleable |
|                             | FSFDCM1   |
|                             | Steel     |
|                             | FSFDCS1   |
| Guarded Toggle Switch Cover | Malleable |
|                             | FSFDCM2   |
| Duplex Receptacle Cover     | Malleable |
|                             | FSFDCM3   |
|                             | Steel     |
|                             | FSFDCS3   |
| Toggle Switch Cover         | Steel     |
|                             | FSFDCS4   |

### FS and FD Device Box Cover Double Gang

|                             | Cat.No.   |
|-----------------------------|-----------|
| Blank Cover                 | Malleable |
|                             | S1002G    |
|                             | Steel     |
|                             | S1002     |
| Guarded Toggle Switch Cover | Malleable |
|                             | S322G     |
| Duplex Receptacle Cover     | Steel     |
|                             | S232      |
| Toggle Switch Cover         | Steel     |
|                             | S32232    |

# PVC Conduit and Fittings

- SCH40 / SCH80 PVC Conduit
- PVC 90 / 45 Degree Elbow
- PVC Male, Female Adaptor
- PVC Coupling, Bushing, Strap
- PVC Conduit Body
- PVC Junction Box
- PVC Gang Box and Cover
- ENT Conduit
- ENT Form Stubby
- ENT Adaptor, Coupling



## PVC Rigid Conduit SCH40 / SCH80

- Gray Color
- 3.0Mtr.Length



| Conduit Size | Outer Dia. mm | Thickness |          |             |
|--------------|---------------|-----------|----------|-------------|
|              |               | SCH40 mm  | SCH80 mm | Economic mm |
| 1/2"         | 21.34         | 2.77      | 3.73     | 1.6         |
| 3/4"         | 26.67         | 2.87      | 3.91     | 1.6         |
| 1"           | 33.40         | 3.38      | 4.55     | 1.6         |
| 1 1/4"       | 42.16         | 3.56      | 4.85     | 1.8         |
| 1 1/2"       | 48.26         | 3.68      | 5.08     | 2.1         |
| 2"           | 60.32         | 3.91      | 5.54     | 2.6         |
| 2 1/2"       | 73.03         | 5.16      | 7.01     | 2.6         |
| 3"           | 88.90         | 5.49      | 7.62     | 3.4         |
| 4"           | 114.3         | 6.03      | 8.56     | 4.4         |
| 5"           | 141.3         | 6.55      | 9.52     |             |
| 6"           | 168.3         | 7.11      | 10.97    |             |

## 90° Plain End Elbows

- Gray Color



| Cat.No.    | Conduit Size |
|------------|--------------|
| BPF89DP001 | 1/2"         |
| BPF89DP002 | 3/4"         |
| BPF89DP003 | 1"           |
| BPF89DP004 | 1 1/4"       |
| BPF89DP005 | 1 1/2"       |
| BPF89DP006 | 2"           |
| BPF89DP007 | 2 1/2"       |
| BPF89DP008 | 3"           |
| BPF89DP009 | 4"           |

## 90° Bell End Elbows


- Gray Color



| Cat.No.    | Conduit Size |
|------------|--------------|
| BPF49DB001 | 1/2"         |
| BPF49DB002 | 3/4"         |
| BPF49DB003 | 1"           |
| BPF49DB004 | 1 1/4"       |
| BPF49DB005 | 1 1/2"       |
| BPF49DB006 | 2"           |
| BPF49DB007 | 2 1/2"       |
| BPF49DB008 | 3"           |
| BPF49DB009 | 4"           |

## 90° Two Bell End Elbows

- Gray Color



| Cat.No.  | Conduit Size |
|----------|--------------|
| CAS04050 | 1/2"         |
| CAS04075 | 3/4"         |
| CAS04100 | 1"           |
| CAS04125 | 1 1/4"       |
| CAS04150 | 1 1/2"       |
| CAS04200 | 2"           |
| CAS04250 | 2 1/2"       |
| CAS04300 | 3"           |
| CAS04400 | 4"           |

## 45° Plain End Elbows

- Gray Color



| Cat.No.   | Conduit Size |
|-----------|--------------|
| BPFSDP001 | 1/2"         |
| BPFSDP002 | 3/4"         |
| BPFSDP003 | 1"           |
| BPFSDP004 | 1 1/4"       |
| BPFSDP005 | 1 1/2"       |
| BPFSDP006 | 2"           |
| BPFSDP007 | 2 1/2"       |
| BPFSDP008 | 3"           |
| BPFSDP009 | 4"           |

## 45° Bell End Elbows

- Gray Color



| Cat.No.     | Conduit Size |
|-------------|--------------|
| BPF445DB001 | 1/2"         |
| BPF445DB002 | 3/4"         |
| BPF445DB003 | 1"           |
| BPF445DB004 | 1 1/4"       |
| BPF445DB005 | 1 1/2"       |
| BPF445DB006 | 2"           |
| BPF445DB007 | 2 1/2"       |
| BPF445DB008 | 3"           |

Other Radius also available

### PVC Male Adaptor

- Gray Color



| Cat.No. | Conduit Size |        |
|---------|--------------|--------|
| ETL     | UL           |        |
| BPF004A | PTA-050      | 1/2"   |
| BPF004B | PTA-075      | 3/4"   |
| BPF004C | PTA-100      | 1"     |
| BPF004D | PTA-125      | 1 1/4" |
| BPF004E | PTA-150      | 1 1/2" |
| BPF004F | PTA-200      | 2"     |
| BPF004G | PTA-240      | 2 1/2" |
| BPF004H | PTA-300      | 3"     |
|         | PTA-400      | 4"     |

### PVC Female Adaptor

- Gray Color



| Cat.No. | Conduit Size |        |
|---------|--------------|--------|
| ETL     | UL           |        |
| BPF003A | PFA-050      | 1/2"   |
| BPF003B | PFA-075      | 3/4"   |
| BPF003C | PFA-100      | 1"     |
| BPF003D | PFA-125      | 1 1/4" |
| BPF003E | PFA-150      | 1 1/2" |
| BPF003F | PFA-200      | 2"     |
| BPF003G | PFA-250      | 2 1/2" |
| BPF003H | PFA-300      | 3"     |
|         | PFA-400      | 4"     |

### Plastic Conduit Bushing

- Gray Color



| Cat.No. | Conduit Size |
|---------|--------------|
| IPB-050 | 1/2"         |
| IPB-075 | 3/4"         |
| IPB-100 | 1"           |
| IPB-125 | 1 1/4"       |
| IPB-150 | 1 1/2"       |
| IPB-200 | 2"           |
| IPB-250 | 2 1/2"       |
| IPB-300 | 3"           |
| IPB-400 | 4"           |

### PVC End Cap

- Gray Color



| Cat.No.  | Conduit Size |
|----------|--------------|
| BPFPC001 | 1/2"         |
| BPFPC002 | 3/4"         |
| BPFPC003 | 1"           |
| BPFPC004 | 1 1/4"       |
| BPFPC005 | 1 1/2"       |
| BPFPC006 | 2"           |
| BPFPC007 | 2 1/2"       |
| BPFPC008 | 3"           |
| BPFPC009 | 4"           |

### PVC Coupling

- Gray Color



| Cat.No. | Conduit Size |        |
|---------|--------------|--------|
| ETL     | UL           |        |
| BPF002A | P101-P050    | 1/2"   |
| BPF002B | P101-P075    | 3/4"   |
| BPF002C | P101-P100    | 1"     |
| BPF002D | P101-P125    | 1 1/4" |
| BPF002E | P101-P150    | 1 1/2" |
| BPF002F | P101-P200    | 2"     |
| BPF002G | P101-P250    | 2 1/2" |
| BPF002H | P101-P300    | 3"     |
|         | P101-P400    | 4"     |

### PVC Two Hole Strap

- Gray Color



| Cat.No. | Conduit Size |        |
|---------|--------------|--------|
| ETL     | UL           |        |
| BPF001A | TSP-P050     | 1/2"   |
| BPF001B | TSP-P075     | 3/4"   |
| BPF001C | TSP-P100     | 1"     |
| BPF001D | TSP-P125     | 1 1/4" |
| BPF001E | TSP-P150     | 1 1/2" |
| BPF001F | TSP-P200     | 2"     |
| BPF001G | TSP-P250     | 2 1/2" |
| BPF001H | TSP-P300     | 3"     |
|         | TSP-P400     | 4"     |

### PVC Conduit Clamp

- Gray Color



| Cat.No.   | Conduit Size |
|-----------|--------------|
| BPFPCS001 | 1/2"         |
| BPFPCS002 | 3/4"         |
| BPFPCS003 | 1"           |
| BPFPCS004 | 1 1/4"       |
| BPFPCS005 | 1 1/2"       |
| BPFPCS006 | 2"           |

### Masonry Strap

- Gray Color



| Cat.No.  | Conduit Size |
|----------|--------------|
| CCC-P050 | 1/2"         |
| CCC-P075 | 3/4"         |

### PVC Reducing Bushing

- Gray Color



| Cat.No.  | Conduit Size    |
|----------|-----------------|
| BPF010BA | 3/4" x 1/2"     |
| BPF010CB | 1" x 3/4"       |
| BPF010DB | 1 1/4" x 3/4"   |
| BPF010DC | 1 1/4" x 1"     |
| BPF010ED | 1 1/2" x 1 1/4" |
| BPF010FD | 2" x 1 1/4"     |
| BPF010FE | 2" x 1 1/2"     |
| BPF010GF | 2 1/2" x 2"     |
| BPFPR001 | 3" x 2"         |

### PVC Junction Box Adaptor

- Gray Color



| Cat.No.  | Conduit Size |
|----------|--------------|
| BFPBA001 | 1/2"         |
| BFPBA002 | 3/4"         |
| BFPBA003 | 1"           |
| BFPBA004 | 1 1/4"       |
| BFPBA005 | 1 1/2"       |
| BFPBA006 | 2"           |
| BFPBA007 | 2 1/2"       |
| BFPBA008 | 3"           |
| BFPBA009 | 4"           |

### Two Piece Expansion Couplings

- Gray Color



| Cat.No. | Conduit Size |
|---------|--------------|
| BPF006A | 1/2"         |
| BPF006B | 3/4"         |
| BPF006C | 1"           |
| BPF006D | 1 1/4"       |
| BPF006E | 1 1/2"       |
| BPF006F | 2"           |
| BPF006G | 2 1/2"       |
| BPF006H | 3"           |

### PVC Offset

- Gray Color



| Cat.No.   | Conduit Size |
|-----------|--------------|
| BPFPCO001 | 1"           |
| BPFPCO002 | 1 1/2"       |

### PVC End Bells

- Gray Color



| Cat.No.   | Conduit Size |
|-----------|--------------|
| BPFPCB001 | 1"           |
| BPFPCB002 | 1 1/4"       |
| BPFPCB003 | 1 1/2"       |
| BPFPCB004 | 2"           |

### Meter Offset

- Gray Color



| Cat.No. | Conduit Size |
|---------|--------------|
| BPF011D | 1"           |
| BPF011F | 1 1/2"       |

### PVC Pull Elbow

- Gray Color



| Cat.No.  | Conduit Size |
|----------|--------------|
| BPF015AB | 3/4"         |

### Snap Bushing

- Black Color



| Cat.No. | Conduit Size |
|---------|--------------|
| PSB-050 | 1/2"         |
| PSB-075 | 3/4"         |

**LB Type**

- Gray Color



| Cat.No. | Conduit Size |
|---------|--------------|
| LB-P050 | 1/2"         |
| LB-P075 | 3/4"         |
| LB-P100 | 1"           |
| LB-P125 | 1 1/4"       |
| LB-P150 | 1 1/2"       |
| LB-P200 | 2"           |
| LB-P250 | 2 1/2"       |
| LB-P300 | 3"           |
| LB-P400 | 4"           |

**LL Type**


- Gray Color



| Cat.No. | Conduit Size |
|---------|--------------|
| LL-P050 | 1/2"         |
| LL-P075 | 3/4"         |
| LL-P100 | 1"           |
| LL-P125 | 1 1/4"       |
| LL-P150 | 1 1/2"       |
| LL-P200 | 2"           |
| LL-P250 | 2 1/2"       |
| LL-P300 | 3"           |
| LL-P400 | 4"           |

**LB Type**

- Gray Color



| Cat.No.    | Conduit Size |
|------------|--------------|
| BPFPLCB005 | 1/2"         |
| BPFPLCB006 | 3/4"         |
| BPFPLCB008 | 1"           |
| BPFPLCB003 | 1 1/4"       |
| BPFPLCB007 | 1 1/2"       |
| BPFPLCB004 | 2"           |
| BPFPLCB001 | 2 1/2"       |
| BPFPLCB002 | 3"           |

**LL Type**

- Gray Color



| Cat.No.     | Conduit Size |
|-------------|--------------|
| BPFPLLCB001 | 1/2"         |
| BPFPLLCB002 | 3/4"         |
| BPFPLLCB003 | 1"           |
| BPFPLLCB004 | 1 1/4"       |
| BPFPLLCB005 | 1 1/2"       |
| BPFPLLCB006 | 2"           |

**LR Type**

- Gray Color



| Cat.No. | Conduit Size |
|---------|--------------|
| LR-P050 | 1/2"         |
| LR-P075 | 3/4"         |
| LR-P100 | 1"           |
| LR-P125 | 1 1/4"       |
| LR-P150 | 1 1/2"       |
| LR-P200 | 2"           |
| LR-P250 | 2 1/2"       |
| LR-P300 | 3"           |
| LR-P400 | 4"           |

**C Type**

- Gray Color



| Cat.No. | Conduit Size |
|---------|--------------|
| C-P050  | 1/2"         |
| C-P075  | 3/4"         |
| C-P100  | 1"           |
| C-P125  | 1 1/4"       |
| C-P150  | 1 1/2"       |
| C-P200  | 2"           |
| C-P250  | 2 1/2"       |
| C-P300  | 3"           |
| C-P400  | 4"           |

**LR Type**

- Gray Color



| Cat.No.     | Conduit Size |
|-------------|--------------|
| BPFPLRCB001 | 1/2"         |
| BPFPLRCB002 | 3/4"         |
| BPFPLRCB003 | 1"           |
| BPFPLRCB004 | 1 1/4"       |
| BPFPLRCB005 | 1 1/2"       |
| BPFPLRCB006 | 2"           |

**C Type**

- Gray Color



| Cat.No.    | Conduit Size |
|------------|--------------|
| BPFPCCB001 | 1/2"         |
| BPFPCCB002 | 3/4"         |
| BPFPCCB003 | 1"           |

**T Type**


- Gray Color



| Cat.No. | Conduit Size |
|---------|--------------|
| T-P050  | 1/2"         |
| T-P075  | 3/4"         |
| T-P100  | 1"           |
| T-P125  | 1 1/4"       |
| T-P150  | 1 1/2"       |
| T-P200  | 2"           |
| T-P250  | 2 1/2"       |
| T-P300  | 3"           |
| T-P400  | 4"           |

**Rectangular Plastic Box**

- Gray Color



| Cat.No. | Depth  |
|---------|--------|
| 58361P  | 1 1/8" |

**T Type**

- Gray Color



| Cat.No.    | Conduit Size |
|------------|--------------|
| BPFPTCB002 | 1/2"         |
| BPFPTCB003 | 3/4"         |
| BPFPTCB004 | 1"           |
| BPFPTCB005 | 1 1/4"       |
| BPFPTCB001 | 1 1/2"       |
| BPFPTCB006 | 2"           |

**Round Junction Box**

- Gray Color



| Cat.No.   | Conduit Size |
|-----------|--------------|
| BPFPCB001 | 1/2" & 3/4"  |

**Square Plastic Box**

- Gray Color



| Cat.No. | Depth  |
|---------|--------|
| 52161P  | 1 1/8" |

**Octagonal Plastic Box**

- Gray Color



| Cat.No. | Depth  |
|---------|--------|
| 54161P  | 1 1/8" |

**PVC Octagon Junction Box**

- Gray Color



| Cat.No. | Depth  |
|---------|--------|
| POB-150 | 1 1/2" |

**PVC Knockout Seal**

- Gray Color



| Cat.No. | Conduit Size |
|---------|--------------|
| PKS-050 | 1/2"         |
| PKS-075 | 3/4"         |
| PKS-100 | 1"           |
| PKS-125 | 1 1/4"       |
| PKS-150 | 1 1/2"       |
| PKS-200 | 2"           |

### PVC Single Gang Box

- Gray Color



| Cat.No.                | Conduit Size |
|------------------------|--------------|
| Type FSC ETL           |              |
| 1PFSC-050 BPF1GFCEB001 | 1/2"         |
| 1PFSC-075 BPF1GFCEB002 | 3/4"         |
| 1PFSC-100 BPF1GFCEB003 | 1"           |
| Type FSE               |              |
| 1PFSE-050 BPF1GFCEB001 | 1/2"         |
| 1PFSE-075 BPF1GFCEB002 | 3/4"         |
| 1PFSE-100 BPF1GFCEB003 | 1"           |
| Type FSS               |              |
| 1PFSS-050 BPF1GFCEB001 | 1/2"         |
| 1PFSS-075 BPF1GFCEB002 | 3/4"         |
| 1PFSS-100 BPF1GFCEB003 | 1"           |

### PVC Two Gang Box


- Gray Color



| Cat.No.                | Conduit Size |
|------------------------|--------------|
| Type FSC ETL           |              |
| 2PFSC-050 BPF2GFCEB001 | 1/2"         |
| 2PFSC-075 BPF2GFCEB002 | 3/4"         |
| 2PFSC-100 BPF2GFCEB003 | 1"           |
| Type FSE               |              |
| 2PFSE-050 BPF2GFCEB001 | 1/2"         |
| 2PFSE-075 BPF2GFCEB002 | 3/4"         |
| 2PFSE-100 BPF2GFCEB003 | 1"           |
| Type FSS               |              |
| 2PFSS-050              | 1/2"         |
| 2PFSS-075              | 3/4"         |
| 2PFSS-100              | 1"           |

### PVC Single & Double Gang Cover

- Gray Color



### PVC Junction Boxes with Cover

- Gray Color



| Cat.No.            | Size              |
|--------------------|-------------------|
| ETL UL             |                   |
| BPFPE001 PJB-442   | 4x4x2             |
| BPFPE002 PJB-444   | 4x4x4             |
|                    | PJB-552 5x5x2     |
| BPF01701 PJB-664   | 6x6x4             |
|                    | PJB-666 6x6x6     |
| BPF01702 PJB-884   | 8x8x4             |
|                    | PJB-886 8x8x6     |
|                    | PJB-887 8x8x7     |
|                    | PJB-12124 12x12x4 |
| BPF01703 PJB-12126 | 12x12x6           |

### PVC Slab Box

- Gray Color



| Cat.No.       | Conduit Size |
|---------------|--------------|
| CSMB-10       | 1/2"         |
| CSMB-10/15/20 | 1/2" 3/4" 1" |
| CSMB-10/15    | 1/2" 3/4"    |
| CSMB-20       | 1"           |
| CSMB-15/20    | 3/4" 1"      |

### ENT Slab Box with Connector

- Gray Color



| Cat.No.         | Conduit Size |
|-----------------|--------------|
| CSMB-H-10       | 1/2"         |
| CSMB-H-10/15/20 | 1/2" 3/4" 1" |
| CSMB-H-10/15    | 1/2" 3/4"    |
| CSMB-H-20       | 1"           |
| CSMB-H-15/20    | 3/4" 1"      |

### ENT Form Stubby

- Black Color



| Cat.No. | Conduit Size |
|---------|--------------|
| EFS-050 | 1/2"         |
| EFS-075 | 3/4"         |
| EFS-100 | 1"           |
| EFS-125 | 1 1/4"       |

### ENT Form Stubby 45°

- Black Color



| Cat.No.  | Conduit Size |
|----------|--------------|
| EAFS-050 | 1/2"         |
| EAFS-075 | 3/4"         |
| EAFS-100 | 1"           |
| EAFS-125 | 1 1/4"       |

### ENT Conduit

- Gray Color



| Cat.No.   | Conduit Size | Length |
|-----------|--------------|--------|
| BPFECT001 | 1/2"         | 200'   |
| BPFECT002 | 3/4"         | 100'   |
| BPFECT003 | 1"           | 100'   |
| BPFECT004 | 1/2"         | 10'    |
| BPFECT005 | 3/4"         | 10'    |
| BPFECT006 | 1"           | 10'    |

### ENT Terminal Adaptor

- Gray Color



| Cat.No.    | Conduit Size |
|------------|--------------|
| BPFETTA001 | 1/2"         |
| BPFETTA002 | 3/4"         |
| BPFETTA003 | 1"           |

### Snap-in ENT Terminal Adaptor

- Gray Color



| Cat.No.    | Conduit Size |
|------------|--------------|
| BPFESTA001 | 1/2"         |
| BPFESTA002 | 3/4"         |
| BPFESTA003 | 1"           |

### Snap-in ENT Coupling

- Gray Color



| Cat.No.   | Conduit Size |
|-----------|--------------|
| 8PFECR001 | 1/2"         |
| 8PFECR002 | 3/4"         |
| 8PFECR003 | 1"           |

### PVC Screw-in Coupling

- Gray Color



| Cat.No. | Conduit Size |
|---------|--------------|
| PXK-050 | 1/2"         |
| PXK-075 | 3/4"         |

### ENT Male Terminal Adaptor

- Gray Color



| Cat.No.  | Conduit Size |
|----------|--------------|
| TTA-050N | 1/2"         |
| TTA-075N | 3/4"         |
| TTA-100N | 1"           |

### Snap-in ENT Terminal Adaptor

- Gray Color



| Cat.No.  | Conduit Size |
|----------|--------------|
| STA-050N | 1/2"         |
| STA-075N | 3/4"         |
| STA-100N | 1"           |

### Snap-in ENT Coupling

- Gray Color



| Cat.No. | Conduit Size |
|---------|--------------|
| SC-050N | 1/2"         |
| SC-075N | 3/4"         |
| SC-100N | 1"           |
| SA-050N | 1/2"         |
| SA-075N | 3/4"         |
| SA-100N | 1"           |

# Liquid-tight, Flex, AC MC and Fittings

- Liquid Tight Flexible Conduit
- Liquid Tight Connector
- Flexible Steel Conduit
- Squeeze Connector
- Screw in Connector and Coupling
- PVC Coated Flex Conduit
- Stainless Steel Flex Conduit
- Flex Conduit Adaptor
- MC / AC Cable
- BX, MC Cable Connector
- Corrugated Flexible Conduit
- Flex Conduit Connector, Clip, Adaptor
- Liquid-tight, Flex, AC MC and Fittings
- Non-metallic Liquid Tight Conduit and Connector



## Liquid Tight Conduit, Gray or Black Color



| Trade Size | Inside Dia. (mm) |       | Outside Dia. (mm) |       | Coil Length (Mtr.) |
|------------|------------------|-------|-------------------|-------|--------------------|
|            | Min.             | Max.  | Min.              | Max.  |                    |
| 3/8"       | 12.2             | 12.8  | 16.5              | 18.0  | 100/50/30          |
| 1/2"       | 15.8             | 16.3  | 21                | 21.3  | 100/50/30          |
| 3/4"       | 20.7             | 21.3  | 25                | 26.7  | 100/50/30          |
| 1"         | 26.4             | 27.0  | 32                | 33.4  | 100/50/30          |
| 1 1/4"     | 34.6             | 35.8  | 41                | 42.2  | 30/15              |
| 1 1/2"     | 39.8             | 40.6  | 47                | 48.3  | 30/15              |
| 2"         | 51.3             | 51.9  | 58                | 60.3  | 15/7.5             |
| 2 1/2"     | 62.9             | 63.6  | 72                | 73.2  | 10/7.5             |
| 3"         | 76.0             | 78.7  | 86                | 89.0  | 10/7.5             |
| 4"         | 98.0             | 102.5 | 113               | 114.3 | 10/7.5             |

Other Coil length also available



Shrink Wrap



Bubble Wrap



Reel Packing

## Straight Liquid Tight Connectors

Die Cast Zinc



| Cat.No. | Cat.No.  | Conduit Size |
|---------|----------|--------------|
|         |          |              |
| SLT-038 | SLT-038I | 3/8"         |
| SLT-050 | SLT-050I | 1/2"         |
| SLT-075 | SLT-075I | 3/4"         |
| SLT-100 | SLT-100I | 1"           |
| SLT-125 | SLT-125I | 1 1/4"       |
| SLT-150 | SLT-150I | 1 1/2"       |
| SLT-200 | SLT-200I | 2"           |
| SLT-250 | SLT-250I | 2 1/2"       |
| SLT-300 | SLT-300I | 3"           |
| SLT-400 | SLT-400I | 4"           |
| SLT-600 | SLT-600I | 6"           |

## 90° Liquid Tight Connectors

Die Cast Zinc



| Cat.No. | Cat.No.  | Conduit Size |
|---------|----------|--------------|
|         |          |              |
| ALT-038 | ALT-038I | 3/8"         |
| ALT-050 | ALT-050I | 1/2"         |
| ALT-075 | ALT-075I | 3/4"         |
| ALT-100 | ALT-100I | 1"           |
| ALT-125 | ALT-125I | 1 1/4"       |
| ALT-150 | ALT-150I | 1 1/2"       |
| ALT-200 | ALT-200I | 2"           |
| ALT-250 | ALT-250I | 2 1/2"       |
| ALT-300 | ALT-300I | 3"           |
| ALT-400 | ALT-400I | 4"           |
| ALT-600 | ALT-600I | 6"           |

## Straight Liquid Tight Connectors

Die Cast Zinc



| Cat.No.   | Conduit Size |
|-----------|--------------|
| Insulated |              |
| SLT-050I  | 1/2"         |
| SLT-075I  | 3/4"         |
| SLT-100I  | 1"           |
| SLT-125I  | 1 1/4"       |
| SLT-150I  | 1 1/2"       |
| SLT-200I  | 2"           |

## 90° Liquid Tight Connectors

Die Cast Zinc



| Cat.No.   | Conduit Size |
|-----------|--------------|
| Insulated |              |
| ALT-050I  | 1/2"         |
| ALT-075I  | 3/4"         |
| ALT-100I  | 1"           |
| ALT-125I  | 1 1/4"       |
| ALT-150I  | 1 1/2"       |
| ALT-200I  | 2"           |

Liquid-tight

**Straight Liquid Tight Connectors**

Malleable

| Cat.No.       | Cat.No.   | Conduit Size |
|---------------|-----------|--------------|
| Non-insulated | Insulated |              |
| SLT-038M      | SLT-038MI | 3/8"         |
| SLT-050M      | SLT-050MI | 1/2"         |
| SLT-075M      | SLT-075MI | 3/4"         |
| SLT-100M      | SLT-100MI | 1"           |
| SLT-125M      | SLT-125MI | 1 1/4"       |
| SLT-150M      | SLT-150MI | 1 1/2"       |
| SLT-200M      | SLT-200MI | 2"           |



**Grounding Liquid Tight Connectors Straight**

Malleable


| Cat.No.       | Cat.No.   | Conduit Size |
|---------------|-----------|--------------|
| Non-insulated | Insulated |              |
| GSLT-038      | GSLT-038I | 3/8"         |
| GSLT-050      | GSLT-050I | 1/2"         |
| GSLT-075      | GSLT-075I | 3/4"         |
| GSLT-100      | GSLT-100I | 1"           |
| GSLT-125      | GSLT-125I | 1 1/4"       |
| GSLT-150      | GSLT-150I | 1 1/2"       |
| GSLT-200      | GSLT-200I | 2"           |



**45° Liquid Tight Connectors**

Malleable


| Cat.No.       | Cat.No.    | Conduit Size |
|---------------|------------|--------------|
| Non-insulated | Insulated  |              |
| ALT-03845     | ALT-03845I | 3/8"         |
| ALT-05045     | ALT-05045I | 1/2"         |
| ALT-07545     | ALT-07545I | 3/4"         |
| ALT-10045     | ALT-10045I | 1"           |
| ALT-12545     | ALT-12545I | 1 1/4"       |
| ALT-15045     | ALT-15045I | 1 1/2"       |
| ALT-20045     | ALT-20045I | 2"           |



**45° Grounding Liquid Tight Connectors**

Malleable

| Cat.No.       | Cat.No.     | Conduit Size |
|---------------|-------------|--------------|
| Non-insulated | Insulated   |              |
| GALT-03845    | GALT-03845I | 3/8"         |
| GALT-05045    | GALT-05045I | 1/2"         |
| GALT-07545    | GALT-07545I | 3/4"         |
| GALT-10045    | GALT-10045I | 1"           |
| GALT-12545    | GALT-12545I | 1 1/4"       |
| GALT-15045    | GALT-15045I | 1 1/2"       |
| GALT-20045    | GALT-20045I | 2"           |



**90° Liquid Tight Connectors**

Malleable


| Cat.No.       | Cat.No.    | Conduit Size |
|---------------|------------|--------------|
| Non-insulated | Insulated  |              |
| ALT-03890     | ALT-03890I | 3/8"         |
| ALT-05090     | ALT-05090I | 1/2"         |
| ALT-07590     | ALT-07590I | 3/4"         |
| ALT-10090     | ALT-10090I | 1"           |
| ALT-12590     | ALT-12590I | 1 1/4"       |
| ALT-15090     | ALT-15090I | 1 1/2"       |
| ALT-20090     | ALT-20090I | 2"           |



**90° Grounding Liquid Tight Connectors**

Malleable

| Cat.No.       | Cat.No.     | Conduit Size |
|---------------|-------------|--------------|
| Non-insulated | Insulated   |              |
| GALT-03890    | GALT-03890I | 3/8"         |
| GALT-05090    | GALT-05090I | 1/2"         |
| GALT-07590    | GALT-07590I | 3/4"         |
| GALT-10090    | GALT-10090I | 1"           |
| GALT-12590    | GALT-12590I | 1 1/4"       |
| GALT-15090    | GALT-15090I | 1 1/2"       |
| GALT-20090    | GALT-20090I | 2"           |



**Straight Liquid Tight Connectors**

Steel with Zinc Plated

| Cat.No.       | Cat.No.   | Conduit Size |
|---------------|-----------|--------------|
| Non-insulated | Insulated |              |
| SLT-038S      | SLT-038SI | 3/8"         |
| SLT-050S      | SLT-050SI | 1/2"         |
| SLT-075S      | SLT-075SI | 3/4"         |
| SLT-100S      | SLT-100SI | 1"           |
| SLT-125S      | SLT-125SI | 1 1/4"       |
| SLT-150S      | SLT-150SI | 1 1/2"       |
| SLT-200S      | SLT-200SI | 2"           |



**Liquid Tight Connectors Male**

SS304

| Cat.No.   | Conduit Size |
|-----------|--------------|
| SLT-050SS | 1/2"         |
| SLT-075SS | 3/4"         |
| SLT-100SS | 1"           |
| SLT-125SS | 1 1/4"       |
| SLT-150SS | 1 1/2"       |
| SLT-200SS | 2"           |



**Galvanized Flexible Conduit-Economic**

To South American and Middle East Market



| Cat.No. | Trade Size | Inside Dia. (mm) | Outside Dia. (mm) | Coil Length (Mtr.) |
|---------|------------|------------------|-------------------|--------------------|
| GFC-038 | 3/8"       | 13               | 16                | 100/50/30          |
| GFC-050 | 1/2"       | 19               | 22                | 100/50/30          |
| GFC-075 | 3/4"       | 22               | 26                | 100/50/30          |
| GFC-100 | 1"         | 28               | 31                | 100/50/30          |
| GFC-125 | 1 1/4"     | 35               | 39                | 50/25/20           |
| GFC-150 | 1 1/2"     | 42               | 47                | 50/25/15           |
| GFC-200 | 2"         | 53               | 61                | 50/15/10           |
| GFC-250 | 2 1/2"     | 66               | 74                | 20/15/10           |
| GFC-300 | 3"         | 78               | 88                | 20/15/10           |
| GFC-400 | 4"         | 100              | 113               | 20/15/10           |

Other Coil length also available

**Greenfield Flexible Conduit Heavy Duty-Steel / Aluminum**

To American Market



| Cat.No. | Trade Size | Inside Dia. (mm) | Outside Dia. (mm) | Coil Length (Mtr.) |
|---------|------------|------------------|-------------------|--------------------|
| A-038   | 3/8"       | 10.0             | 14.8              | 50/30              |
| A-050   | 1/2"       | 16.4             | 22.5              | 50/30              |
| A-075   | 3/4"       | 20.5             | 26.4              | 50/30              |
| A-100   | 1"         | 26.4             | 32.5              | 50/30              |
| A-125   | 1 1/4"     | 32.5             | 40.2              | 25/20              |
| A-150   | 1 1/2"     | 38.9             | 47.0              | 25/15              |
| A-200   | 2"         | 51.9             | 61.0              | 15/7.5             |
| A-250   | 2 1/2"     | 63.0             | 74.0              | 15/7.5             |
| A-300   | 3"         | 75.0             | 88.0              | 15/7.5             |
| A-400   | 4"         | 100.0            | 114.0             | 15/7.5             |

Other Coil length also available



Shrink Wrap



Plastic Reel Packing



Wooden Reel Packing

Liquid-tight

BX, Flex and Fittings

**Straight Squeeze Connector**


Die Cast Zinc



| Cat.No.              | Conduit Size |
|----------------------|--------------|
| <b>Non-insulated</b> |              |
| SSC-038              | 3/8"         |
| SSC-050              | 1/2"         |
| SSC-075              | 3/4"         |
| SSC-100              | 1"           |
| SSC-125              | 1 1/4"       |
| SSC-150              | 1 1/2"       |
| SSC-200              | 2"           |
| SSC-250              | 2 1/2"       |
| SSC-300              | 3"           |
| SSC-400              | 4"           |

**90° Squeeze Connector**

Die Cast Zinc



| Cat.No.              | Conduit Size |
|----------------------|--------------|
| <b>Non-insulated</b> |              |
| ASC-038              | 3/8"         |
| ASC-050              | 1/2"         |
| ASC-075              | 3/4"         |
| ASC-100              | 1"           |
| ASC-125              | 1 1/4"       |
| ASC-150              | 1 1/2"       |
| ASC-200              | 2"           |
| ASC-250              | 2 1/2"       |
| ASC-300              | 3"           |
| ASC-400              | 4"           |

**PVC Coated Flexible Conduit Gray Color**

To South American Market



| Trade Size | Inside Dia. (mm) | Outside Dia. (mm) | Coil Length (Mtr.) |
|------------|------------------|-------------------|--------------------|
| 3/8"       | 12               | 16.5              | 100/50/30          |
| 1/2"       | 16               | 21                | 100/50/30          |
| 3/4"       | 20               | 25                | 100/50/30          |
| 1"         | 26               | 32                | 100/50/30          |
| 1 1/4"     | 35               | 41                | 50/25/15           |
| 1 1/2"     | 40               | 47                | 50/25/15           |
| 2"         | 51               | 58                | 30/15/7.5          |
| 2 1/2"     | 64               | 72                | 15/7.5             |
| 3"         | 77               | 86                | 15/7.5             |
| 4"         | 101              | 113               | 15/7.5             |

Other Coil length also available

**Straight Squeeze Connector**


Malleable



| Cat.No.                        | Cat.No.   | Conduit Size |
|--------------------------------|-----------|--------------|
| <b>Non-insulated Insulated</b> |           |              |
| SSC-038M                       | SSC-038MI | 3/8"         |
| SSC-050M                       | SSC-050MI | 1/2"         |
| SSC-075M                       | SSC-075MI | 3/4"         |
| SSC-100M                       | SSC-100MI | 1"           |
| SSC-125M                       | SSC-125MI | 1 1/4"       |
| SSC-150M                       | SSC-150MI | 1 1/2"       |
| SSC-200M                       | SSC-200MI | 2"           |
| SSC-250M                       | SSC-250MI | 2 1/2"       |
| SSC-300M                       | SSC-300MI | 3"           |
| SSC-350M                       | SSC-350MI | 3 1/2"       |
| SSC-400M                       | SSC-400MI | 4"           |

**90° Squeeze Connector**

Malleable



| Cat.No.                        | Cat.No.   | Conduit Size |
|--------------------------------|-----------|--------------|
| <b>Non-insulated Insulated</b> |           |              |
| ASC-038M                       | ASC-038MI | 3/8"         |
| ASC-050M                       | ASC-050MI | 1/2"         |
| ASC-075M                       | ASC-075MI | 3/4"         |
| ASC-100M                       | ASC-100MI | 1"           |
| ASC-125M                       | ASC-125MI | 1 1/4"       |
| ASC-150M                       | ASC-150MI | 1 1/2"       |
| ASC-200M                       | ASC-200MI | 2"           |
| ASC-250M                       | ASC-250MI | 2 1/2"       |
| ASC-300M                       | ASC-300MI | 3"           |
| ASC-350M                       | ASC-350MI | 3 1/2"       |
| ASC-400M                       | ASC-400MI | 4"           |

**Flexible Steel Conduit**

PVC Coated Flexible Conduit Gray or Black

LSZH Flexible Conduit Gray or Black

To Southeast Asian Market



| Trade Size | Inside Dia. (mm) | Outside Dia. (mm) | Coil Length (Mtr.) |
|------------|------------------|-------------------|--------------------|
| 3/8"       | 12               | 16                | 100/50/30          |
| 1/2"       | 16               | 19                | 100/50/30          |
| 3/4"       | 20               | 24                | 100/50/30          |
| 1"         | 25               | 30                | 50/25/20           |
| 1 1/4"     | 32               | 38                | 50/25/15           |
| 1 1/2"     | 38               | 45                | 50/15/10           |
| 2"         | 51               | 58                | 20/15/10           |
| 2 1/2"     | 63               | 70                | 20/15/10           |
| 3"         | 75               | 84                | 20/15/10           |
| 4"         | 100              | 112               | 20/15/10           |
| 5"         | 125              | 137               | 5                  |
| 6"         | 150              | 162               | 5                  |

Other Coil length also available

**Screw-in Connector**

Die Cast Zinc/Aluminum



| Cat.No.              | Cat.No. | Conduit Size |
|----------------------|---------|--------------|
| <b>Zinc Aluminum</b> |         |              |
| XC-038               | XC-038A | 3/8"         |
| XC-050               | XC-050A | 1/2"         |
| XC-075               | XC-075A | 3/4"         |
| XC-100               | XC-100A | 1"           |

**90° Squeeze Connector**

Die Cast Zinc



| Cat.No. | Conduit Size |
|---------|--------------|
| XK-050  | 1/2"         |
| XK-075  | 3/4"         |
| XK-100  | 1"           |

**Two Screw Duplex Connector-Philippines Market**

Die Cast Zinc/Aluminum



| Cat.No. | Conduit Size |
|---------|--------------|
| DPC-050 | 1/2" x 16mm  |
| DPC-075 | 3/4" x 20mm  |
| DPC-100 | 1" x 25mm    |

Thread x Inner Dia. of Flex. Conduit

**Flex Conduit Connector-Thailand Market**

Die Cast Zinc



| Cat.No. | Conduit Size  |
|---------|---------------|
| FCC-050 | 1/2" x 12.5mm |
| FCC-075 | 3/4" x 18.0mm |
| FCC-100 | 1" x 25.5mm   |

Thread x Inner Dia. of Flex. Conduit

**Stainless Steel Flexible Conduit SS201/SS304/SS316**


| Trade Size | Inside Dia. (mm) | Outside Dia. (mm) | Coil Length (Mtr.) |
|------------|------------------|-------------------|--------------------|
| 3/8"       | 12               | 15                | 30                 |
| 1/2"       | 16               | 19                | 30                 |
| 3/4"       | 20               | 24                | 30                 |
| 1"         | 25               | 29                | 30                 |
| 1 1/4"     | 32               | 37                | 15                 |
| 1 1/2"     | 38               | 43                | 15                 |
| 2"         | 51               | 56                | 15                 |

Other Coil length also available


Flexible Conduit Adaptor-Zinc or Stainless Steel



| G/NPT Thread | PG Thread   | Metric Thread |
|--------------|-------------|---------------|
| 1/4"         | PG9         | M12-M16       |
| 3/8"         | PG11/PG13.5 | M16           |
| 1/2"         | PG13.5/PG16 | M20           |
| 3/4"         | PG21        | M25           |
| 1"           | PG29        | M32           |
| 1 1/4"       | PG29        | M40           |
| 1 1/2"       | PG36/PG42   | M50-M60       |
| 2"           | PG48        | M60-M72       |
| 2 1/2"       | PG63        | M75-M76       |
| 3"           |             | M80-M88       |
| 4"           |             | M90-M114      |
| 5"           |             | M140          |
| 6"           |             | M164          |

| Trade Size | Cat.No.       | Cat.No.  |
|------------|---------------|----------|
|            | Metal Ferrule |          |
| 1/4"       | MF-014        | LXYQ-014 |
| 3/8"       | MF-038        | LXYQ-038 |
| 1/2"       | MF-050        | LXYQ-050 |
| 3/4"       | MF-075        | LXYQ-075 |
| 1"         | MF-100        | LXYQ-100 |
| 1 1/4"     | MF-125        | LXYQ-125 |
| 1 1/2"     | MF-150        | LXYQ-150 |
| 2"         | MF-200        | LXYQ-200 |
| 2 1/2"     | MF-250        | LXYQ-250 |
| 3"         | MF-300        | LXYQ-300 |
| 4"         | MF-400        | LXYQ-400 |
| 5"         | MF-500        | LXYQ-500 |
| 6"         | MF-600        | LXYQ-600 |

MC Cable-Aluminum



| Cat.No. | Conductor Color      | Wire AWG  | Coil Length (Ft.) |
|---------|----------------------|-----------|-------------------|
| MC-14/2 | Black-White          | 14/2+14/1 | 250               |
| MC-14/3 | Black-White-Red      | 14/3+14/1 | 250               |
| MC-14/4 | Black-White-Red-Blue | 14/4+14/1 | 250               |
| MC-12/2 | Black-White          | 12/2+12/1 | 250               |
| MC-12/3 | Black-White-Red      | 12/3+12/1 | 250               |
| MC-12/4 | Black-White-Red-Blue | 12/4+12/1 | 250               |
| MC-10/2 | Black-White          | 10/2+10/1 | 250               |
| MC-10/3 | Black-White-Red      | 10/3+10/1 | 250               |
| MC-10/4 | Black-White-Red-Blue | 10/4+10/1 | 250               |

Other Coil length also available

AC Cable-Aluminum



| Cat.No. | Conductor Color      | Wire AWG  | Coil Length (Ft.) |
|---------|----------------------|-----------|-------------------|
| AC-14/2 | Black-White          | 14/2+14/1 | 250               |
| AC-14/3 | Black-White-Red      | 14/3+14/1 | 250               |
| AC-14/4 | Black-White-Red-Blue | 14/4+14/1 | 250               |
| AC-12/2 | Black-White          | 12/2+12/1 | 250               |
| AC-12/3 | Black-White-Red      | 12/3+12/1 | 250               |
| AC-12/4 | Black-White-Red-Blue | 12/4+12/1 | 250               |
| AC-10/2 | Black-White          | 10/2+10/1 | 250               |
| AC-10/3 | Black-White-Red      | 10/3+10/1 | 250               |
| AC-10/4 | Black-White-Red-Blue | 10/4+10/1 | 250               |

Other Coil length also available

Combination Cable Connector

Die Cast Zinc

| Cat.No.  | Size |
|----------|------|
| SCCC-038 | 1/4" |



NM Cable Connectors

Die Cast Zinc

| Cat.No.  | Size            |
|----------|-----------------|
| RTCC-050 | 3/4" (1/2" KO.) |
| RTCC-075 | 3/4"            |
| RTCC-100 | 1"              |
| RTCC-125 | 1 1/4"          |
| RTCC-150 | 1 1/2"          |
| RTCC-200 | 2"              |



Fastlock Connectors,with Red Insulated

Steel with Zinc Plated

| Cat.No.  | Size        |
|----------|-------------|
| FLC-50   | 1/2"        |
| FLC-5075 | 1/2"        |
| FLC-75   | 3/4"        |
| FLCD-50  | 1/2" Duplex |



NM Cable Connector-with Flat Cap

Die Cast Zinc

| Cat.No.   | Size            |
|-----------|-----------------|
| RTCC-050. | 3/8" (1/2" KO.) |



One Screw Duplex Connector

Die Cast Zinc



| Cat.No.  | Size |
|----------|------|
| OSDC-038 | 1/2" |

Saddle type Connector

Die Cast Zinc



| Cat.No.  | Size |
|----------|------|
| STFC-038 | 1/2" |

Snap-In Box Connectors

Nylon



| Cat.No.  | Size |
|----------|------|
| PICC-050 | 1/2" |
| PICC-075 | 3/4" |

Plastic Hit Lock Box Connectors, Gray

Nylon



| Cat.No. | Size |
|---------|------|
| HLC-050 | 1/2" |

Saddle type BX Flex Connector

Die Cast Zinc



| Cat.No. | Size |
|---------|------|
| SAC-38  | 3/8" |

BXC Cable Connector

Die Cast Zinc



| Cat.No. | Size |
|---------|------|
| BXC-38  | 1/2" |

Snap-2-It Connector

Steel with Zinc Plated



| Cat.No.  | Size |
|----------|------|
| 38AST-50 | 3/8" |

Anti Short Bushings, Red

Nylon



| Cat.No. | Size |
|---------|------|
| ASB-025 | 1/4" |
| ASB-0   | 0#   |
| ASB-1   | 1#   |

Duplex Squeeze Connector

Malleable



| Cat.No. | Size |
|---------|------|
| DSC-38  | 1/2" |

90° Duplex Squeeze Connector

Malleable



| Cat.No.  | Size |
|----------|------|
| DSC-9038 | 1/2" |

Midget One Hole Straps

Steel with Zinc Plated



| Cat.No. | Size  |
|---------|-------|
| MHS-102 | 3/16" |
| MHS-104 | 1/4"  |

One Hole Cable Straps

Steel with Zinc Plated



| Cat.No. | Size          |
|---------|---------------|
| SBX-171 | # 14/2-# 12/2 |
| SBX-181 | 3/8"          |

45° Top-Bite Saddle Type Connectors

Malleable



| Cat.No.   | Size |
|-----------|------|
| TBS-45038 | 3/8" |
| TBS-45050 | 1/2" |
| TBS-45075 | 3/4" |

90° Top-Bite Saddle Type Connectors


Malleable



| Cat.No.   | Size |
|-----------|------|
| TBS-90038 | 3/8" |
| TBS-90050 | 1/2" |
| TBS-90075 | 3/4" |

Metal Cable Staples, Plain

Steel



| Cat.No.    | Size         |
|------------|--------------|
| PMS12-100  | 1/2"x1"      |
| PMS916-125 | 9/16"x1-1/4" |

MC, NM Stud Wall Cable Support

Steel



| Cat.No. | Size  |
|---------|---|
| EBBC    | (6) Non-Metallic Cables<br>(4) MC/AC Cables |

Corrugated Flexible Conduit

PP,PE,P6A,Flame Retardant FPA6 (UL Listed)



| Trade Size     | Inside Dia. (mm) | Outside Dia. (mm) | Coil Length (Mtr.) |
|----------------|------------------|-------------------|--------------------|
| AD10.0(1/4")   | 6.5              | 10.0              | 100/50/30          |
| AD11.6         | 8.0              | 11.6              | 100/50/30          |
| AD13.0(5/16")  | 10.0             | 13.0              | 100/50/30          |
| AD15.8(3/8")   | 12.0             | 15.8              | 100/50/30          |
| AD18.5         | 14.3             | 18.5              | 50/25/15           |
| AD21.2(1/2")   | 17.0             | 21.2              | 50/25/15           |
| AD25.0         | 21.0             | 25.0              | 30/15/7.5          |
| AD28.5(3/4")   | 23.0             | 28.5              | 15/7.5             |
| AD34.5(1")     | 29.0             | 34.5              | 15/7.5             |
| AD42.5(1-1/4") | 36.0             | 42.5              | 15/7.5             |
| AD54.5         | 48.0             | 54.5              | 15/7.5             |

Other Coil length also available

Quick Connector



Mounting Clip



Stright



Bend Angle



Material: Nylon  
Thread: Metric / PG / G Thread  
Protection Classification: IP66  
Size: Fit to OD10.0 to OD54.5 Flex Pipes

Butt Joint Connector



3-Way T-Shaped



Material: TPR Rubber  
Protection Classification: IP66  
Size: Fit to OD10.0 to OD54.5 Flex Pipes

PVC Flexible Duct Hose, Gray or Black



| Trade Size | Inside Dia. (mm) | Outside Dia. (mm) | Coil Length (Mtr.) |
|------------|------------------|-------------------|--------------------|
| 16         | 16               | 20                | 30                 |
| 20         | 20               | 24                | 30                 |
| 25         | 25               | 30                | 30                 |
| 32         | 32               | 38                | 30                 |
| 40         | 40               | 45                | 15                 |
| 50         | 50               | 57                | 15                 |

Other Coil length also available

Flexible Conduit Adaptor, Black or White



Material: PP  
Protection Classification: IP67  
Size: Fit to ID16mm to ID50mm Flex Pipes

Non-Metallic Liquid Tight Conduit PVC



| Cat.No. | Trade Size | Inside Dia. (mm) | Outside Dia. (mm) | Coil Length (Mtr.) |
|---------|------------|------------------|-------------------|--------------------|
| NM-050  | 1/2"       | 16               | 21                | 30                 |
| NM-075  | 3/4"       | 20               | 26                | 30                 |
| NM-100  | 1"         | 26               | 32                | 30                 |
| NM-125  | 1 1/4"     | 35               | 41                | 15                 |
| NM-150  | 1 1/2"     | 40               | 48                | 15                 |
| NM-200  | 2"         | 51               | 60                | 15                 |

Other Coil length also available

NM Liquid Tight Connector Straight 6/6 Nylon



| Cat.No.  | Conduit Size |
|----------|--------------|
| SLT-038N | 3/8"         |
| SLT-050N | 1/2"         |
| SLT-075N | 3/4"         |
| SLT-100N | 1"           |
| SLT-125N | 1 1/4"       |
| SLT-150N | 1 1/2"       |
| SLT-200N | 2"           |

90° NM Liquid Tight Connector 6/6 Nylon



| Cat.No.  | Conduit Size |
|----------|--------------|
| ALT-038N | 3/8"         |
| ALT-050N | 1/2"         |
| ALT-075N | 3/4"         |
| ALT-100N | 1"           |
| ALT-125N | 1 1/4"       |
| ALT-150N | 1 1/2"       |
| ALT-200N | 2"           |

NM Liquid Tight Connector Straight PVC



| Cat.No.  | Conduit Size |
|----------|--------------|
| SLT-050P | 1/2"         |
| SLT-075P | 3/4"         |

90° NM Liquid Tight Connector PVC



| Cat.No.  | Conduit Size |
|----------|--------------|
| ALT-050P | 1/2"         |
| ALT-075P | 3/4"         |

AC Electrical Whip Kits, Plastic Ends



| Cat.No. | Conduit Size |
|---------|--------------|
| NMW-504 | 1/2" x 4'    |
| NMW-506 | 1/2" x 6'    |
| NMW-754 | 3/4" x 4'    |
| NMW-756 | 3/4" x 6'    |

AC Electrical Whip Kits, Metal Ends



| Cat.No. | Conduit Size |
|---------|--------------|
| MW-504  | 1/2" x 4'    |
| MW-506  | 1/2" x 6'    |
| MW-754  | 3/4" x 4'    |
| MW-756  | 3/4" x 6'    |

NM Flex and Fittings

NM Flex and Fittings

# Strut Channel, Clamp and Hangers

- Unistrut Channel 41x41, 41x21
- Cantilever Arm and End Cap
- Pipe Clamps and Hangers
- Pipe Stay, Clips, J Hook
- CPVC Strap, Clamp
- Threaded Rods
- Spring Nut, Rod Coupling
- Nuts, Washer, Bolt, Anchor
- Steel and Malleable Iron Beam Clamps
- Flat Angle Plate, Post Base
- Bracket, Wheel Trolleys



## Solid/Slotted Unistrut Channel

- PL: Plain
- PG: Pre-galvanized
- EG: Electro-galvanized
- HDG: Hot-dipped Galvanized
- SS: SS304 / SS316

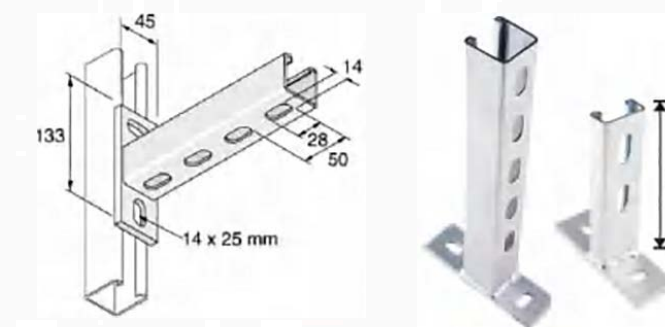
| Dim.          |         | Thickness |     |
|---------------|---------|-----------|-----|
| in            | mm      | gauge     | mm  |
| 1-5/8"x1-5/8" | 41 x 41 | 12        | 2.5 |
| 1-5/8"x1-5/8" | 41 x 41 | 13        | 2.3 |
| 1-5/8"x1-5/8" | 41 x 41 | 14        | 2.0 |
| 1-5/8"x1-5/8" | 41 x 41 | 15        | 1.8 |
| 1-5/8"x1-5/8" | 41 x 41 | 16        | 1.5 |
| 1-5/8"x1-5/8" | 41 x 41 | 17        | 1.3 |
| 1-5/8"x1-5/8" | 41 x 41 | 18        | 1.2 |

| Dim.          |         | Thickness |     |
|---------------|---------|-----------|-----|
| in            | mm      | gauge     | mm  |
| 1-5/8"x13/16" | 41 x 21 | 12        | 2.5 |
| 1-5/8"x13/16" | 41 x 21 | 13        | 2.3 |
| 1-5/8"x13/16" | 41 x 21 | 14        | 2.0 |
| 1-5/8"x13/16" | 41 x 21 | 15        | 1.8 |
| 1-5/8"x13/16" | 41 x 21 | 16        | 1.5 |
| 1-5/8"x13/16" | 41 x 21 | 17        | 1.3 |
| 1-5/8"x13/16" | 41 x 21 | 18        | 1.2 |

Standard lengths 10ft. / 3.0meter  
Other length, thickness also available.

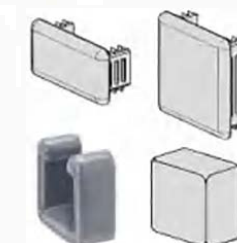
## Cantilever Arm

- EG / HDG / SS304 / SS316
- Solid / Slotted

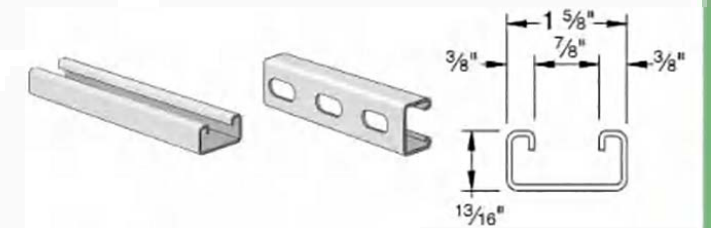
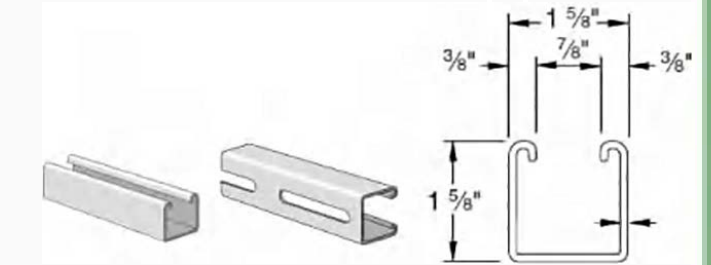


## Channel End Cap-Different Color

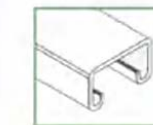
- Plastic



| Cat.No. | Channel Size |
|---------|--------------|
| EC-1    | 41x21        |
| EC-2    | 41x41        |
| EC-4    | 41x62        |
| EC-5    | 41x82        |



without Serration



with Serration

Slot Size for choice

|             |
|-------------|
| 14.3x28.6mm |
| 12x40mm     |
| 12x28mm     |
| 14x30mm     |
| 11x35mm     |



LISTED



KEEP DRY

Other slot size also available

| Cat.No.        | "A" (mm) | Channel Size (mm) |
|----------------|----------|-------------------|
| CA-412120-150S | 150      | 41x21x2.0         |
| CA-412120-200S | 200      | 41x21x2.0         |
| CA-412120-300S | 300      | 41x21x2.0         |
| CA-412120-450S | 450      | 41x21x2.0         |

| Cat.No.        | "A" (mm) | Channel Size (mm) |
|----------------|----------|-------------------|
| CA-414120-150S | 150      | 41x41x2.0         |
| CA-414120-300S | 300      | 41x41x2.0         |
| CA-414120-450S | 450      | 41x41x2.0         |
| CA-414120-600S | 600      | 41x41x2.0         |

| Cat.No.        | "A" (mm) | Channel Size (mm) |
|----------------|----------|-------------------|
| CA-414125-150S | 150      | 41x41x2.5         |
| CA-414125-300S | 300      | 41x41x2.5         |
| CA-414125-450S | 450      | 41x41x2.5         |
| CA-414125-600S | 600      | 41x41x2.5         |
| CA-414125-700S | 700      | 41x41x2.5         |

Other length also available.

### Standard Clevis Hanger


- Plain
- Zinc Plated
- Hot-dipped Galvanized
- SS304 / SS316



| Cat.No.   | Conduit Size | Rod Size |
|-----------|--------------|----------|
| HDCH-050  | 1/2"         | 1/4"     |
| HDCH-075  | 3/4"         | 1/4"     |
| HDCH-100  | 1"           | 1/4"     |
| HDCH-125  | 1-1/4"       | 1/4"     |
| HDCH-150  | 1-1/2"       | 1/4"     |
| HDCH-200  | 2"           | 1/4"     |
| HDCH-250  | 2-1/2"       | 3/8"     |
| HDCH-300  | 3"           | 3/8"     |
| HDCH-350  | 3-1/2"       | 3/8"     |
| HDCH-400  | 4"           | 3/8"     |
| HDCH-500  | 5"           | 1/2"     |
| HDCH-600  | 6"           | 1/2"     |
| HDCH-800  | 8"           | 5/8"     |
| HDCH-1000 | 10"          | 3/4"     |
| HDCH-1200 | 12"          | 3/4"     |

### Universal Strut Clamps, Pre-assembled For EMT, IMC, RGD, or O.D. Tube

- Zinc Plated



| Cat.No. | Conduit Size | O.D. mm     |
|---------|--------------|-------------|
| SC-050  | 1/2"         | 17.93-21.34 |
| SC-075  | 3/4"         | 23.42-26.67 |
| SC-100  | 1"           | 29.54-33.40 |
| SC-125  | 1-1/4"       | 38.35-42.16 |
| SC-150  | 1-1/2"       | 44.20-48.26 |
| SC-200  | 2"           | 55.80-60.33 |

### Universal Strut Clamp with Welded Studs

- Zinc Plated



| Cat.No. | Conduit Size |
|---------|--------------|
| USC-50  | 1/2"         |
| USC-75  | 3/4"         |
| USC-100 | 1"           |
| USC-125 | 1-1/4"       |
| USC-150 | 1-1/2"       |
| USC-200 | 2"           |
| USC-250 | 2-1/2"       |
| USC-300 | 3"           |
| USC-350 | 3-1/2"       |
| USC-400 | 4"           |

### Universal One Piece Strut Clamp

- Pre-galvanized



| Cat.No. | Conduit Size |
|---------|--------------|
| SSC-50  | 1/2"         |
| SSC-75  | 3/4"         |
| SSC-100 | 1"           |
| SSC-125 | 1-1/4"       |
| SSC-150 | 1-1/2"       |
| SSC-200 | 2"           |
| SSC-250 | 2-1/2"       |
| SSC-300 | 3"           |
| SSC-350 | 3-1/2"       |
| SSC-400 | 4"           |

### Swivel Band Hanger

- Pre-Galvanized
- Copper Plated
- SS304 / SS316



| Cat.No. | Conduit Size | Rod Size | O.D. mm |
|---------|--------------|----------|---------|
| S-050   | 1/2"         | 3/8"     | 21.34   |
| S-075   | 3/4"         | 3/8"     | 26.67   |
| S-100   | 1"           | 3/8"     | 33.40   |
| S-125   | 1-1/4"       | 3/8"     | 42.16   |
| S-150   | 1-1/2"       | 3/8"     | 48.26   |
| S-200   | 2"           | 3/8"     | 60.33   |
| S-250   | 2-1/2"       | 3/8"     | 73.03   |
| S-300   | 3"           | 3/8"     | 88.90   |
| S-350   | 3-1/2"       | 3/8"     | 101.6   |
| S-400   | 4"           | 3/8"     | 114.3   |
| S-500   | 5"           | 1/2"     | 141.3   |
| S-600   | 6"           | 1/2"     | 168.3   |
| S-800   | 8"           | 1/2"     | 219.1   |

### Cushion Clamp

- Yellow Zinc Plated
- With TPP Sleeve
- SS304 / SS316



| Cat.No. | Tube O.D. |
|---------|-----------|
| SC-14   | 1/4"      |
| SC-38   | 3/8"      |
| SC-12   | 1/2"      |
| SC-11   | 5/8"      |
| SC-34   | 3/4"      |
| SC-78   | 7/8"      |
| SC-118  | 1-1/8"    |
| SC-138  | 1-3/8"    |
| SC-158  | 1-5/8"    |
| SC-218  | 2-1/8"    |
| SC-258  | 2-5/8"    |
| SC-318  | 3-1/8"    |
| SC-418  | 4-1/8"    |

### U Strap Pipe Clamp

- Zinc Plated
- Hot-dipped Galvanized



with Rubber

Other size and thickness also available

| Cat.No.   | Size   |
|-----------|--------|
| USH-40050 | 1/2"   |
| USH-40075 | 3/4"   |
| USH-40100 | 1"     |
| USH-40125 | 1-1/4" |
| USH-40150 | 1-1/2" |
| USH-40200 | 2"     |
| USH-40250 | 2-1/2" |
| USH-40300 | 3"     |
| USH-40400 | 4"     |
| USH-40500 | 5"     |
| USH-40600 | 6"     |
| USH-40800 | 8"     |

### DWV Steel Pipe Hanger

- Pre-galvanized



| Cat.No.  | Pipe Size |
|----------|-----------|
| DWVH-150 | 1-1/2"    |
| DWVH-200 | 2"        |
| DWVH-300 | 3"        |
| DWVH-400 | 4"        |

with Rubber - DWVHR

### Plastic J-Hook Pipe Hanger

- White



| Cat.No. | Pipe Size |
|---------|-----------|
| PJH-150 | 1-1/2"    |
| PJH-200 | 2"        |
| PJH-300 | 3"        |
| PJH-400 | 4"        |

### Riser Clamps

- Plain
- Zinc Plated
- Copper Plated
- SS304 / SS316



| Cat.No. | Conduit Size | Cat.No. | Conduit Size |
|---------|--------------|---------|--------------|
| RC-050  | 1/2"         | RC-500  | 5"           |
| RC-075  | 3/4"         | RC-600  | 6"           |
| RC-100  | 1"           | RC-800  | 8"           |
| RC-125  | 1-1/4"       | RC-1000 | 10"          |
| RC-150  | 1-1/2"       | RC-1200 | 12"          |
| RC-200  | 2"           | RC-1400 | 14"          |
| RC-250  | 2-1/2"       | RC-1600 | 16"          |
| RC-300  | 3"           | RC-1800 | 18"          |
| RC-350  | 3-1/2"       | RC-2000 | 20"          |
| RC-400  | 4"           |         |              |

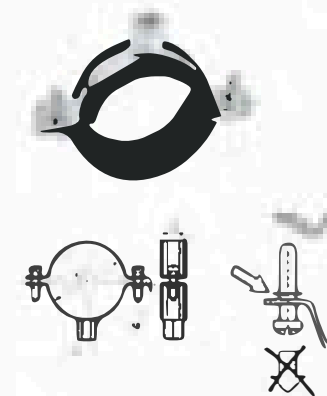
### J-type Adjustable Pipe Clamp

- Zinc Plated
- Hot-dipped Galvanized
- SS304 / SS316



| Cat.No. | Conduit Size |
|---------|--------------|
| J-050   | 1/2"         |
| J-075   | 3/4"         |
| J-100   | 1"           |
| J-125   | 1-1/4"       |
| J-150   | 1-1/2"       |
| J-200   | 2"           |
| J-250   | 2-1/2"       |
| J-300   | 3"           |
| J-350   | 3-1/2"       |
| J-400   | 4"           |
| J-500   | 5"           |
| J-600   | 6"           |
| J-800   | 8"           |

### Pipe Clamp with EPDM



Other size and thickness also available

| Size   | D (mm)  | bxS (mm) | M (mm) | G      |        |
|--------|---------|----------|--------|--------|--------|
| 3/8"   | 15-19   | 20x1.5   | M6x20  | M8+M10 | 3/8-16 |
| 1/2"   | 20-25   | 20x1.5   | M6x20  | M8+M10 | 3/8-16 |
| 3/4"   | 26-30   | 20x1.5   | M6x20  | M8+M10 | 3/8-16 |
| 1"     | 32-36   | 20x1.5   | M6x20  | M8+M10 | 3/8-16 |
| 1-1/4" | 38-43   | 20x1.5   | M6x20  | M8+M10 | 3/8-16 |
| 1-1/2" | 47-51   | 20x1.5   | M6x20  | M8+M10 | 3/8-16 |
| 2"     | 60-64   | 20x1.5   | M6x20  | M8+M10 | 3/8-16 |
| 2-1/2" | 75-80   | 20x1.5   | M6x20  | M8+M10 | 3/8-16 |
| 3"     | 87-92   | 20x1.5   | M6x20  | M8+M10 | 3/8-16 |
| 3-1/2" | 99-105  | 20x1.5   | M6x20  | M8+M10 | 3/8-16 |
| 4"     | 113-118 | 20x1.5   | M6x20  | M8+M10 | 3/8-16 |
| 5"     | 138-142 | 20x1.5   | M6x20  | M8+M10 | 3/8-16 |
| 6"     | 159-166 | 20x1.5   | M6x20  | M8+M10 | 3/8-16 |
| 8"     | 200-212 | 20x1.5   | M6x20  | M8+M10 | 3/8-16 |

Standard Pipe Stay

- Black Epoxy



| Cat.No.     | Pipe Size       |
|-------------|-----------------|
| PT240-50CP  | 1/2CPx3/8IP     |
| PT240-75CP  | 3/4CPx1/2IP     |
| PT240-100CP | 1CPx3/4IP       |
| PT240-125CP | 1-1/4CPx1IP     |
| PT240-150CP | 1-1/2CPx1-1/4IP |
| PT240-150IP | 1-1/2IP         |
| PT240-200CP | 2CP             |
| PT240-200IP | 2IP             |
| PT240-300IP | 3IP             |

Extended Pipe Stay

- Black Epoxy



| Cat.No.     | Pipe Size   |
|-------------|-------------|
| PT245-50CP  | 1/2CPx3/8IP |
| PT245-75CP  | 3/4CPx1/2IP |
| PT245-100CP | 1CPx3/4IP   |
| PT245-125CP | 1-1/4CPx1IP |

Basic J Hook

- Pre-galvanized



| Cat.No.   | Inside Diameter |
|-----------|-----------------|
| CSJH-075  | 3/4"            |
| CSJH-1516 | 1-5/16"         |
| CSJH-200  | 2"              |
| CSJH-400  | 4"              |
| CSJH-600  | 6"              |

J Hook with Angle Bracket

- Pre-galvanized



| Cat.No.   | Inside Diameter |
|-----------|-----------------|
| JHAB-075  | 3/4"            |
| JHAB-1516 | 1-5/16"         |
| JHAB-200  | 2"              |
| JHAB-400  | 4"              |
| JHAB-600  | 6"              |

Spring Steel Wing Clip

- Black Enamel
- Dacromet



| Cat.No.  | Pipe Size |
|----------|-----------|
| CWC-38B  | 3/8"      |
| CWC-50B  | 1/2"      |
| CWC-75B  | 3/4"      |
| CWC-125B | 1-1/4"    |

Bell Hanger

- Copper Plated



| Cat.No. | Pipe O.D. |
|---------|-----------|
| BH-050  | 1/2"      |
| BH-075  | 3/4"      |
| BH-100  | 1"        |

J Hook with Bat Wing

- Pre-galvanized



| Cat.No.   | Inside Diameter |
|-----------|-----------------|
| JHBW-075  | 3/4"            |
| JHBW-1516 | 1-5/16"         |
| JHBW-200  | 2"              |
| JHBW-400  | 4"              |
| JHBW-600  | 6"              |

J Hook with Pressed Beam Clamp, Swivel

- Pre-galvanized



| Cat.No.    | Inside Diameter |
|------------|-----------------|
| JHBCS-075  | 3/4"            |
| JHBCS-1516 | 1-5/16"         |
| JHBCS-200  | 2"              |
| JHBCS-400  | 4"              |
| JHBCS-600  | 6"              |

With AC Angle Bracket

CPVC 1 Hole Wrap Around Strap

- Pre-galvanized



| Cat.No.  | Pipe Size |
|----------|-----------|
| CPSW-075 | 3/4"      |
| CPSW-100 | 1"        |
| CPSW-125 | 1-1/4"    |
| CPSW-150 | 1-1/2"    |
| CPSW-200 | 2"        |

CPVC Stand Off Strap

- Pre-galvanized



| Cat.No.  | Pipe Size |
|----------|-----------|
| CPSS-075 | 3/4"      |
| CPSS-100 | 1"        |
| CPSS-125 | 1-1/4"    |
| CPSS-150 | 1-1/2"    |
| CPSS-200 | 2"        |

J Hook with Beam Clamp

- Pre-galvanized



| Cat.No.   | Inside Diameter |
|-----------|-----------------|
| JHBC-075  | 3/4"            |
| JHBC-1516 | 1-5/16"         |
| JHBC-200  | 2"              |
| JHBC-400  | 4"              |
| JHBC-600  | 6"              |

J Hook with Spring Steel Beam Clamp, Swivel

- Pre-galvanized



| Cat.No.    | Inside Diameter |
|------------|-----------------|
| JSBCS-075  | 3/4"            |
| JSBCS-1516 | 1-5/16"         |
| JSBCS-200  | 2"              |
| JSBCS-400  | 4"              |
| JSBCS-600  | 6"              |

With AC Angle Bracket

CPVC 2 Hole Pipe Strap

- Pre-galvanized



| Cat.No.  | Pipe Size |
|----------|-----------|
| CPPS-075 | 3/4"      |
| CPPS-100 | 1"        |
| CPPS-125 | 1-1/4"    |
| CPPS-150 | 1-1/2"    |
| CPPS-200 | 2"        |

CPVC Side Mount Strap

- Pre-galvanized



| Cat.No.  | Pipe Size |
|----------|-----------|
| CPSM-075 | 3/4"      |
| CPSM-100 | 1"        |
| CPSM-125 | 1-1/4"    |
| CPSM-150 | 1-1/2"    |
| CPSM-200 | 2"        |

J Hook with Spring Steel Beam Clamp

- Pre-galvanized



| Cat.No.   | Inside Diameter |
|-----------|-----------------|
| JSBC-075  | 3/4"            |
| JSBC-1516 | 1-5/16"         |
| JSBC-200  | 2"              |
| JSBC-400  | 4"              |
| JSBC-600  | 6"              |

J Hook with Hammer on Flange Clip, Swivel

- Pre-galvanized



| Cat.No.   | Inside Diameter |
|-----------|-----------------|
| JHHF-075  | 3/4"            |
| JHHF-1516 | 1-5/16"         |
| JHHF-200  | 2"              |
| JHHF-400  | 4"              |
| JHHF-600  | 6"              |

With AC Angle Bracket

**All Thread Rods**
**UNC Thread**

- Zinc Plated
- Hot-dipped Galvanized
- SS304 / SS316



| Cat.No. | Thread Size |
|---------|-------------|
| TR-14   | 1/4"-20     |
| TR-516  | 5/16"-18    |
| TR-38   | 3/8"-16     |
| TR-12   | 1/2"-13     |
| TR-58   | 5/8"-11     |
| TR-34   | 3/4"-10     |
| TR-78   | 7/8"-9      |
| TR-1    | 1"-8        |

Standard lengths 10ft./3.0meter  
Other length also available.

**Drop in Anchor**
**UNC Thread**

- Zinc Plated
- Hot-dipped Galvanized
- SS304 / SS316



| Cat.No. | Thread Size | Drill Diameter | Length (In) | Weight kgs/kpcs |
|---------|-------------|----------------|-------------|-----------------|
| DIA-14  | 1/4"-20     | 3/8"           | 1"          | 9.6             |
| DIA-516 | 5/16"-18    | 3/8"           | 1-1/4"      | 9.8             |
| DIA-38  | 3/8"-16     | 1/2"           | 1-9/16"     | 25              |
| DIA-12  | 1/2"-13     | 5/8"           | 2"          | 50              |
| DIA-58  | 5/8"-11     | 7/8"           | 2-1/2"      | 135             |
| DIA-34  | 3/4"-10     | 1"             | 3-3/18"     | 196             |

**Standard U Bolts**


- Zinc Plated
- Hot-dipped Galvanized
- SS304 / SS316



| Cat.No. | Size   | Bolt Size | Pipe Size mm |
|---------|--------|-----------|--------------|
| UBM-050 | 1/2"   | 5/16"-18  | 21.34        |
| UBM-075 | 3/4"   | 5/16"-18  | 26.67        |
| UBM-100 | 1"     | 5/16"-18  | 33.40        |
| UBM-125 | 1-1/4" | 5/16"-18  | 42.16        |
| UBM-150 | 1-1/2" | 5/16"-18  | 48.26        |
| UBM-200 | 2"     | 3/8"-16   | 60.33        |
| UBM-250 | 2-1/2" | 3/8"-16   | 73.03        |
| UBM-300 | 3"     | 3/8"-16   | 88.90        |
| UBM-350 | 3-1/2" | 3/8"-16   | 101.6        |
| UBM-400 | 4"     | 3/8"-16   | 114.3        |

**Channel Nuts**
**UNC Thread**


- Zinc Plated
- Hot-dipped Galvanized
- SS304 / SS316



| Thread Size | Nut Specification |          | Thickness mm |
|-------------|-------------------|----------|--------------|
|             | Length mm         | Width mm |              |
| 1/4"-20     | 34.5              | 19       | 6.0          |
| 5/16"-18    | 34.5              | 19       | 6.0/8.0      |
| 3/8"-16     | 34.5              | 19       | 8.0/9.2      |
| 7/16"-14    | 34.5              | 19       | 8.0/9.2      |
| 1/2"-13     | 34.5              | 19       | 9.2/11.8     |
| 5/8"-11     | 34.5              | 30       | 11.0         |
| 3/4"-10     | 34.5              | 30       | 11.0         |
| 7/8"-9      | 34.5              | 30       | 11.0         |

**Vertical Rod Hanger for Wood**

- Zinc Plated



| Size     | Rod Size (In) | Screw (In) | Screw Length (In) |
|----------|---------------|------------|-------------------|
| VRW-3801 | 3/8"-16       | 1/4"-20    | 1"                |
| VRW-3802 | 3/8"-16       | 1/4"-20    | 2"                |

**Vertical & Horizontal Rod Hanger for Steel**

- Zinc Plated



| Size     | Rod Size (In) | Screw (In) | Screw Length (In) |
|----------|---------------|------------|-------------------|
| VRS-38   | 3/8"-16       | 1/4"-20    | 1-1/2"            |
| VRS-3801 | 3/8"-16       | 1/4"-20    | 1"                |
| VRS-3802 | 3/8"-16       | 1/4"-20    | 2"                |

**Vertical Rod Hanger for Concrete**

- Zinc Plated



| Size      | Rod Size (In) | Screw | Screw Length (In) |
|-----------|---------------|-------|-------------------|
| VRC-38134 | 3/8"-16       | M8    | 1-3/4"            |

**Rod Coupler**
**UNC Thread**

- Zinc Plated
- Hot-dipped Galvanized
- SS304 / SS316



| Cat.No. | Thread Size | Across Flat | Length (In) |
|---------|-------------|-------------|-------------|
| RC-14   | 1/4"-20     | 3/8"        | 7.8"        |
| RC-516  | 5/16"-18    | 1/2"        | 1-1/8"      |
| RC-38   | 3/8"-16     | 9/16"       | 1-3/4"      |
| RC-12   | 1/2"-13     | 11/16"      | 1-3/4"      |
| RC-58   | 5/8"-11     | 13/16"      | 2-1/8"      |
| RC-34   | 3/4"-10     | 1"          | 2-1/4"      |

**Hex Bolts**
**UNC Thread**

- Zinc Plated
- Hot-dipped Galvanized
- Stainless Steel

| Cat.No. | Size     | Length Available |
|---------|----------|------------------|
| HBF-14  | 1/4"-20  | 1"-3"            |
| HBF-516 | 5/16"-18 | 1"-6"            |
| HBF-38  | 3/8"-16  | 1-3/4"-6"        |
| HBF-12  | 1/2"-13  | 1-3/4"-9"        |
| HBF-58  | 5/8"-11  | 1-3/4"-10"       |
| HBF-34  | 3/4"-10  | 2"-10"           |
| HBF-78  | 7/8"-9   | 2-1/2"-6"        |


**Hinged Split Ring-Malleable**

- Plain
- Zinc Plated
- Copper Plated



| Cat.No. | Size   |
|---------|--------|
| HSR-050 | 1/2"   |
| HSR-075 | 3/4"   |
| HSR-100 | 1"     |
| HSR-125 | 1-1/4" |
| HSR-150 | 1-1/2" |
| HSR-200 | 2"     |
| HSR-250 | 2-1/2" |
| HSR-300 | 3"     |
| HSR-350 | 3-1/2" |
| HSR-400 | 4"     |

**Hex Nuts**
**UNC Thread**

- Zinc Plated
- Hot-dipped Galvanized
- SS304 / SS316



| Cat.No. | Thread Size |
|---------|-------------|
| HNU-14  | 1/4"-20     |
| HNU-516 | 5/16"-18    |
| HNU-38  | 3/8"-16     |
| HNU-12  | 1/2"-13     |
| HNU-58  | 5/8"-11     |
| HNU-34  | 3/4"-10     |
| HNU-78  | 7/8"-9      |

**Flat Washers**

- Zinc Plated
- Hot-dipped Galvanized
- SS304 / SS316



| Cat.No. | Size  | Cat.No. | Size  |
|---------|-------|---------|-------|
| FWS-14  | 1/4"  | FWU-14  | 1/4"  |
| FWS-516 | 5/16" | FWU-516 | 5/16" |
| FWS-38  | 3/8"  | FWU-38  | 3/8"  |
| FWS-12  | 1/2"  | FWU-12  | 1/2"  |
| FWS-58  | 5/8"  | FWU-58  | 5/8"  |
| FWS-34  | 3/4"  | FWU-34  | 3/4"  |
| FWS-78  | 7/8"  | FWU-78  | 7/8"  |

**Lock Washers**

- Zinc Plated
- Hot-dipped Galvanized
- SS304 / SS316



| Cat.No. | Size  |
|---------|-------|
| SLW-14  | 1/4"  |
| SLW-516 | 5/16" |
| SLW-38  | 3/8"  |
| SLW-12  | 1/2"  |
| SLW-58  | 5/8"  |
| SLW-34  | 3/4"  |
| SLW-78  | 7/8"  |

**Ceiling Flange-Malleable**

- Plain
- Zinc Plated
- Copper Plated



| Cat.No. | Size |
|---------|------|
| CLF-14  | 1/4" |
| CLF-38  | 3/8" |
| CLF-50  | 1/2" |

**Top Beam Clamps-Malleable**

- Plain
- Zinc Plated



| Cat.No. | Rod Size | Open Size |
|---------|----------|-----------|
| 375-38  | 3/8"     | 3/4"      |
| 375-12  | 1/2"     | 3/4"      |

**Beam Clamps-Malleable**

- Zinc Plated



| Cat.No. | Rod Size | Open Size (mm) |
|---------|----------|----------------|
| TBC-M06 | M6       | 18.5           |
| TBC-M08 | M8       | 18.5           |
| TBC-M10 | M10      | 20.0           |
| TBC-M12 | M12      | 30.0           |
| TBC-M14 | M14      | 35.0           |
| TBC-M16 | M16      | 35.0           |

**Universal Swivel Sway Brace Attachment**

- Zinc Plated



| Cat.No.   | Size | Hole Size (mm) |
|-----------|------|----------------|
| USSBA-050 | 1/2" | 14.3           |

**Adjustable Angle Brace Fitting**

- Zinc Plated



| Cat.No. | Size   | Hole Size |
|---------|--------|-----------|
| PT-2815 | 5-3/8" | 9/16"     |
| PT-2816 | 4"     | 9/16"     |

**Top Beam Clamps-Malleable**

- Plain
- Zinc Plated



| Cat.No.  | Rod Size | Open Size |
|----------|----------|-----------|
| BC-3414  | 1/4"     | 3/4"      |
| BC-3438  | 3/8"     | 3/4"      |
| BC-3412  | 1/2"     | 3/4"      |
| BC-11438 | 3/8"     | 1-1/4"    |
| BC-11412 | 1/2"     | 1-1/4"    |

**Universal Beam Clamp Junior**

- SS304 / SS316



| Cat.No. | Rod Size | Open Size |
|---------|----------|-----------|
| BC-3438 | 3/8"     | 3/4"      |
| BC-3412 | 1/2"     | 3/4"      |

**Side Beam Connector-Malleable**

- Black



| Cat.No.  | Size |
|----------|------|
| SBC-014B | 1/4" |
| SBC-038B | 3/8" |
| SBC-050B | 1/2" |

**Beam Clamps for Mounting Channel**

- Zinc Plated
- Hot-dipped Galvanized
- SS304 / SS316



| Cat.No. | Size   | Strut  |
|---------|--------|--------|
| MCBC-1  | 3-3/8" | 1-5/8" |
| MCBC-2  | 5"     | 3-1/4" |
| MCBC-3  | 6-5/8" | 4-7/8" |
| MCBC-4  | 8-1/4" | 6-1/2" |

**Insulator Support Beam Clamp-Malleable**

- Zinc Plated



| Cat.No. | Rod Size | Open Size |
|---------|----------|-----------|
| IBC-14  | 1/4"     | 3/4"      |
| IBC-38  | 3/8"     | 7/8"      |
| IBC-12  | 1/2"     | 1-1/4"    |

**Wide Mouth Beam Clamps-Malleable**

- Plain
- Zinc Plated



| Cat.No. | Rods Size | Open Size |
|---------|-----------|-----------|
| 400-38  | 3/8"      | 1-1/4"    |
| 400-12  | 1/2"      | 1-1/4"    |

**Steel Beam Clamps**

- Zinc Plated



| Cat.No. | Rods Size | Open Size |
|---------|-----------|-----------|
| BC-014  | 1/4"      | 3/4"      |
| BC-038  | 3/8"      | 1"        |
| BC-014T | 1/4"      | 3/4"      |
| BC-038T | 3/8"      | 1"        |

\*T\*: with Teeth

**Top Mount Steel Beam Clamp with Serration**

- Zinc Plated



| Cat.No.     | Rods Size   | Open Size |
|-------------|-------------|-----------|
| TMBC-38S-1S | 3/8" & 1/4" | 3/4"      |
| TMBC-38S-LS | 3/8" & 1/4" | 1-1/4"    |
| TMBC-12S-LS | 1/2" & 1/4" | 3/4"      |
| TMBC-12S-1S | 1/2" & 1/4" | 1-1/4"    |

**C Beam Clamp-Malleable**

- Plain
- Zinc Plated



| Cat.No. | Size | Open Size |
|---------|------|-----------|
| CC-38   | 3/8" | 3/4"      |
| CC-12   | 1/2" | 3/4"      |

**Universal Beam Clamps-Malleable**

- Plain
- Zinc Plated
- SS304 / SS316



| Cat.No.   | Rod Size | Open Size |
|-----------|----------|-----------|
| 103-38    | 3/8"     | 3/4"      |
| 103-12    | 1/2"     | 3/4"      |
| 103-11438 | 3/8"     | 1-1/4"    |
| 103-11412 | 1/2"     | 1-1/4"    |

**Reversible Steel C type Beam Clamps**

- Plain
- Zinc Plated



| Cat.No. | Rods Size | Open Size |
|---------|-----------|-----------|
| TMBC-38 | 3/8"      | 1-1/4"    |
| TMBC-12 | 1/2"      | 1-1/4"    |

**Swing Hanger-Steel**

- Yellow Zinc Plated



| Cat.No. | Size |
|---------|------|
| SHBC-38 | 3/8" |
| SHBC-50 | 1/2" |

**Spring Steel Beam Clamp**

- Black Enamel
- Dacromet



| Cat.No. | Screw       | Flange    |
|---------|-------------|-----------|
| SSBC-14 | 1/4"-1-1/4" | 1/8"-1/2" |

**Steel Beam Clamps**

- Yellow Zinc Plated



| Cat.No. | Hole Size | Open Size |
|---------|-----------|-----------|
| BCY-38  | 3/8"      | 1-1/4"    |
| BCY-12  | 1/2"      | 1-1/4"    |

**G Clamp**

- Zinc Plated



| Cat.No. | Bolts | Thickness |
|---------|-------|-----------|
| CBC-1   | M8x20 | 2.5mm     |
| CBC-2   | M8x20 | 3.0mm     |
| CBC-3   | M8x25 | 3.0mm     |

**Spring Toggle**

- Zinc Plated



| Cat.No. | Bolt Size | Cat.No.  | Bolt Size |
|---------|-----------|----------|-----------|
| ST-1/4  | 1/4"      | STB-1/4  | 1/4"      |
| ST-5/16 | 5/16"     | STB-5/16 | 5/16"     |
| ST-3/8  | 3/8"      | STB-3/8  | 3/8"      |
| ST-1/2  | 1/2"      | STB-1/2  | 1/2"      |

STB: Bolts included

**CTS Plastic Two-Hole Pipe Clamp**

- Black / Gray



| Cat.No. | Pipe Size |
|---------|-----------|
| CTS-050 | 1/2"      |
| CTS-075 | 3/4"      |
| CTS-100 | 1"        |
| CTS-125 | 1-1/4"    |
| CTS-150 | 1-1/2"    |
| CTS-200 | 2"        |

**Adjustable Hings**

- Zinc Plated



| Cat.No. | No. of Holes | Hole Size |
|---------|--------------|-----------|
| B335-1  | 2 Holes      | 9/16"     |
| B335-2  | 3 Holes      | 9/16"     |
| B335    | 4 Holes      | 9/16"     |

**Male-Female Swivel Hanger**

- Zinc Plated



| Cat.No.  | Size  |
|----------|-------|
| MFSH-14  | 1/4"  |
| MFSH-516 | 5/16" |
| MFSH-38  | 3/8"  |
| MFSH-12  | 1/2"  |

**Plastic Suspension Clamp**

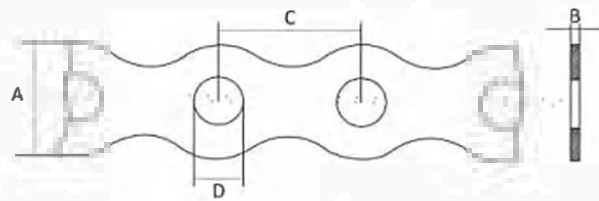
- Black / Gray



| Cat.No. | Pipe Size |
|---------|-----------|
| SCP-050 | 1/2"      |
| SCP-075 | 3/4"      |
| SCP-100 | 1"        |
| SCP-125 | 1-1/4"    |
| SCP-150 | 1-1/2"    |
| SCP-200 | 2"        |

**Perforated Banding**

- Pre-galvanized



**Rounded Gal. Perforated Banding**

| Cat. No.   | AXB<br>[mm] | D<br>[mm] | C<br>[mm] | Lth's/Roll |
|------------|-------------|-----------|-----------|------------|
| RPB-120810 | 12x0.8      | 5.0       | 14        | 10M        |
| RPB-170810 | 17x0.8      | 7.0       | 20        | 10M        |
| RPB-261010 | 26x1.0      | 8.0       | 25        | 10M        |

**Straight Gal. Perforated Banding**

| Cat. No.   | AXB<br>[mm] | D<br>[mm] | C<br>[mm] | Lth's/Roll |
|------------|-------------|-----------|-----------|------------|
| SPB-120810 | 12x0.8      | 5.0       | 8         | 10M        |
| SPB-170810 | 17x0.8      | 7.0       | 12        | 10M        |
| SPB-200810 | 20x0.8      | 8.0       | 12        | 10M        |
| SPB-261010 | 26x1.0      | 8.0       | 12        | 10M        |



**Strut General Fittings**

- Zinc Plated
- Hot-dipped Galvanized
- SS304 / SS316
- Power Coated



**Flat Plate Fittings**




**Angle Plate Fittings**





**Post Bases**



**Brackets**

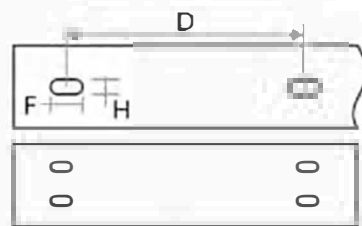
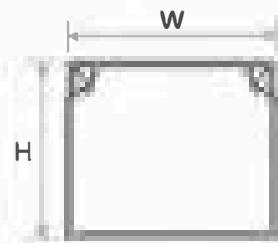


**Wheel Trolleys**



### PVC Trunking

Standard Length: 2mtr.  
Other length also available



Hole Size: (F x H) 8x4mm

| Cat.No.    | Size (WxH) | Thickness (mm)              | Adhesive |
|------------|------------|-----------------------------|----------|
| PCT-0905   | 9x5        | 0.5                         | ✓        |
| PCT-1010   | 10x10      | 0.6                         | ✓        |
| PCT-1208   | 12x8       | 0.65/0.75                   | ✓        |
| PCT-1212   | 12x12      | 0.58                        | ✓        |
| PCT-1407   | 14x7       | 0.7                         | ✓        |
| PCT-1510   | 15x10      | 0.55/0.7/0.8                | ✓        |
| PCT-1616   | 16x16      | 0.58/0.63/0.8/1.0/1.2       | ✓        |
| PCT-1809   | 18x9       | 0.4                         | ✓        |
| PCT-2010   | 20x10      | 0.5/0.6/0.7/0.8             | ✓        |
| PCT-2414   | 24x14      | 0.65/0.7/0.85               | ✓        |
| PCT-2516   | 25x16      | 0.63/0.72/0.95/1.1/1.2      | ✓        |
| PCT-2525   | 25x25      | 0.75/0.95/1.2               | ✓        |
| PCT-3013   | 30x13      | 0.65/0.9/1.0                | ✓        |
| PCT-3015   | 30x15      | 0.6/0.75/0.9                | ✓        |
| PCT-3020   | 30x20      | 1.0                         | ✓        |
| PCT-3919   | 39x19      | 0.75/0.85/1.0/1.3           | ✓        |
| PCT-4016   | 40x16      | 0.6/0.8/1.0                 | ✓        |
| PCT-4020   | 40x20      | 1.0                         | ✓        |
| PCT-4025   | 40x25      | 0.68/0.76/0.95/1.1/1.2/1.35 | ✓        |
| PCT-4030   | 40x30      | 1.0/1.2                     | ✓        |
| PCT-4040   | 40x40      | 1.1/1.38                    | ✓        |
| PCT-5025   | 50x25      | 0.85/0.95                   | ✓        |
| PCT-5030   | 50x30      | 1.15/1.30                   | ✓        |
| PCT-5050   | 50x50      | 1.1/1.25/1.45/1.6           | ✓        |
| PCT-5922   | 59x22      | 0.8/1.1                     | ✓        |
| PCT-6030   | 60x30      | 1.1/1.35                    | ✓        |
| PCT-6040   | 60x40      | 1.2/1.35                    | ✓        |
| PCT-6080   | 60x60      | 1.3/1.68                    | ✓        |
| PCT-7040   | 70x40      | 1.5                         | ✓        |
| PCT-7550   | 75x50      | 1.1/1.25/1.45/1.6/1.7       | ✓        |
| PCT-7575   | 75x75      | 1.3/1.5/1.7/1.8             | ✓        |
| PCT-8040   | 80x40      | 1.2/1.35                    | ✓        |
| PCT-8050   | 80x50      | 1.3/1.6                     | ✓        |
| PCT-9927   | 99x27      | 0.9/1.2                     | ✓        |
| PCT-10040  | 100x40     | 1.35/1.5                    | ✓        |
| PCT-10050  | 100x50     | 1.35/1.7                    | ✓        |
| PCT-10060  | 100x60     | 1.3/1.6/1.8                 | ✓        |
| PCT-10075  | 100x75     | 1.65/1.9                    | ✓        |
| PCT-100100 | 100x100    | 1.6/1.9                     | ✓        |
| PCT-12080  | 120x80     | 2.0                         | ✓        |
| PCT-150100 | 150x100    | 2.0                         | ✓        |

### PVC Compartment Trunking

Slip Lid





| Size WxH | Thick mm | Remark    |
|----------|----------|-----------|
| 100x50   | 1.3/1.4  | 2 Spacers |
| 100x50   | 1.3/1.4  | 3 Spacers |
| 100x60   | 1.7      | 3 Spacers |

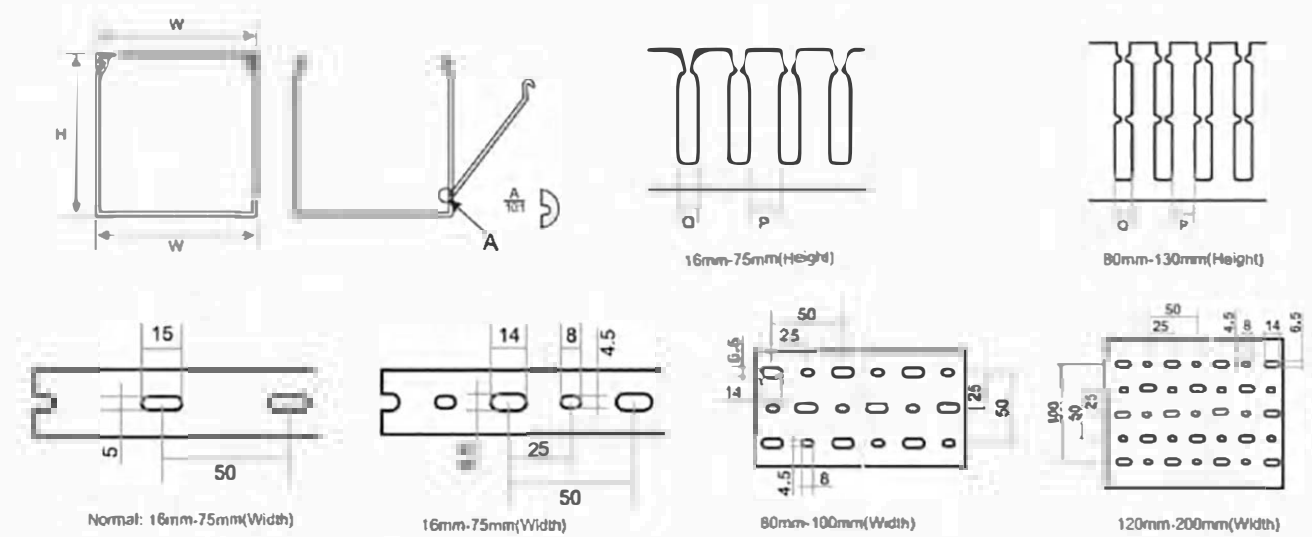


### PVC Wiring Duct

Standard Length: 2mtr.  
Other length also available



| Cat.No.   | Size (WxH) | Thickness (mm) | Cat.No.    | Size (WxH) | Thickness (mm) |
|-----------|------------|----------------|------------|------------|----------------|
| PXC-1616  | 16x16      | 1.3            | PXC-4560   | 45x60      | 1.6            |
| PXC-1525  | 15x25      | 1.4            | PXC-4565   | 45x65      | 1.6            |
| PXC-1630  | 16x30      | 1.4            | PXC-4580   | 45x80      | 2.0            |
| PXC-2020  | 20x20      | 1.3            | PXC-5035   | 50x35      | 1.6            |
| PXC-2025  | 20x25      | 1.4            | PXC-5050   | 50x50      | 1.6            |
| PXC-2030  | 20x30      | 1.4            | PXC-5060   | 50x60      | 1.8            |
| PXC-2060  | 20x60      | 1.6            | PXC-5075   | 50x75      | 1.8            |
| PXC-2233  | 22x33      | 1.3            | PXC-5080   | 50x80      | 1.8            |
| PXC-2525  | 25x25      | 1.4            | PXC-50100  | 50x100     | 2.0            |
| PXC-2530  | 25x30      | 1.4            | PXC-5580   | 55x80      | 2.0            |
| PXC-2540  | 25x40      | 1.4            | PXC-6040   | 60x40      | 1.6            |
| PXC-2545  | 25x45      | 1.4            | PXC-6050   | 60x50      | 1.6            |
| PXC-2550  | 25x50      | 1.6            | PXC-6060   | 60x60      | 2.0            |
| PXC-2560  | 25x60      | 1.6            | PXC-6080   | 60x80      | 2.0            |
| PXC-2565  | 25x65      | 1.6            | PXC-60100  | 60x100     | 2.0            |
| PXC-2580  | 25x80      | 1.8            | PXC-6545   | 65x45      | 1.6            |
| PXC-25100 | 25x100     | 1.8            | PXC-6565   | 65x65      | 1.6            |
| PXC-3025  | 30x25      | 1.4            | PXC-7575   | 75x75      | 1.8            |
| PXC-3030  | 30x30      | 1.5            | PXC-75100  | 75x100     | 2.0            |
| PXC-3050  | 30x50      | 1.6            | PXC-8040   | 80x40      | 2.0            |
| PXC-3060  | 30x60      | 1.6            | PXC-8050   | 80x50      | 2.0            |
| PXC-3080  | 30x80      | 2.0            | PXC-8060   | 80x60      | 2.0            |
| PXC-3345  | 33x45      | 1.4            | PXC-8080   | 80x80      | 2.0            |
| PXC-3365  | 33x65      | 1.6            | PXC-80100  | 80x100     | 2.0            |
| PXC-33100 | 33x100     | 2.0            | PXC-10040  | 100x40     | 2.0            |
| PXC-3535  | 35x35      | 1.4            | PXC-10050  | 100x50     | 2.0            |
| PXC-3550  | 35x50      | 1.6            | PXC-10060  | 100x60     | 2.0            |
| PXC-3580  | 35x80      | 2.0            | PXC-10080  | 100x80     | 2.0            |
| PXC-4030  | 40x30      | 1.4            | PXC-100100 | 100x100    | 2.2            |
| PXC-4040  | 40x40      | 1.4            | PXC-100130 | 100x130    | 2.0            |
| PXC-4050  | 40x50      | 1.6            | PXC-11060  | 110x60     | 2.0            |
| PXC-4060  | 40x60      | 1.8            | PXC-12060  | 120x60     | 2.0            |
| PXC-4080  | 40x80      | 1.8            | PXC-12080  | 120x80     | 2.0            |
| PXC-40100 | 40x100     | 2.0            | PXC-120100 | 120x100    | 2.2            |
| PXC-4545  | 45x45      | 1.5            | PXC-14080  | 140x80     | 2.0            |
| PXC-4550  | 45x50      | 1.6            | PXC-150100 | 150x100    | 2.2            |




Cable Tray, Trunking and Wire Mesh

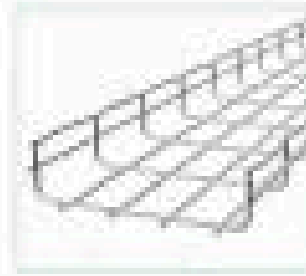
Cable Tray, Trunking and Wire Mesh

### Wire Mesh Cable Tray

- Wire Dia: 3.0mm~6.0mm
- Width: 50mm~900mm
- Height: 50mm~200mm
- Length: 0.3Mtr.~3Mtr.



Type A



Type B

| Width | Wire Count |
|-------|------------|
| 50    |            |
| 50    |            |
| 75    |            |
| 100   |            |
| 150   |            |
| 200   |            |
| 300   |            |
| 400   |            |
| 450   |            |
| 500   |            |
| 600   |            |

| Finish          | Material     |
|-----------------|--------------|
| Zinc-Plated     | SS304        |
| HDG             | SS316        |
| Mil/Plain Steel | Power Coated |

| W(mm) | 50 | 75 | 100 | 150 | 200 | 300 | 400 | 500 | 600 | 800 |
|-------|----|----|-----|-----|-----|-----|-----|-----|-----|-----|
| H(mm) |    |    |     |     |     |     |     |     |     |     |
| 25    | ✓  | ✓  | ✓   | ✓   | ✓   | ✓   | ✓   | ✓   | ✓   | ✓   |
| 50    | ✓  | ✓  | ✓   | ✓   | ✓   | ✓   | ✓   | ✓   | ✓   | ✓   |
| 75    | -  | ✓  | ✓   | ✓   | ✓   | ✓   | ✓   | ✓   | ✓   | ✓   |
| 100   | -  | -  | ✓   | ✓   | ✓   | ✓   | ✓   | ✓   | ✓   | ✓   |
| 150   | -  | -  | -   | ✓   | ✓   | ✓   | ✓   | ✓   | ✓   | ✓   |
| 200   | -  | -  | -   | -   | ✓   | ✓   | ✓   | ✓   | ✓   | ✓   |

### Cable Trunking

- Width: 50mm~1200mm
- Height: 50mm~300mm
- Length: 0.1Mtr.~6Mtr.



| Finish         | Material                            |
|----------------|-------------------------------------|
| Pre-Galvanized | Fiberglass Reinforced Plastic (FRP) |
| Zinc-Plated    | Aluminum                            |
| HDG            | Mil/Plain Steel                     |
| SS304          | Power Coated                        |
| SS316          | Fire Rated                          |

| W(mm) | 50 | 75 | 100 | 150 | 200 | 300 | 400 | 500 | 600 | 800 |
|-------|----|----|-----|-----|-----|-----|-----|-----|-----|-----|
| H(mm) |    |    |     |     |     |     |     |     |     |     |
| 25    | ✓  | ✓  | ✓   | ✓   | ✓   | ✓   | ✓   | ✓   | ✓   | ✓   |
| 50    | ✓  | ✓  | ✓   | ✓   | ✓   | ✓   | ✓   | ✓   | ✓   | ✓   |
| 75    | -  | ✓  | ✓   | ✓   | ✓   | ✓   | ✓   | ✓   | ✓   | ✓   |
| 100   | -  | -  | ✓   | ✓   | ✓   | ✓   | ✓   | ✓   | ✓   | ✓   |
| 150   | -  | -  | -   | ✓   | ✓   | ✓   | ✓   | ✓   | ✓   | ✓   |
| 200   | -  | -  | -   | -   | ✓   | ✓   | ✓   | ✓   | ✓   | ✓   |
| 300   | -  | -  | -   | -   | -   | ✓   | ✓   | ✓   | ✓   | ✓   |



### Perforated Cable Tray

- Width: 50mm~1000mm
- Height: 25mm~300mm
- Length: 0.1Mtr.~6Mtr.



Type A



Type B

| Finish         | Material                            |
|----------------|-------------------------------------|
| Pre-Galvanized | Fiberglass Reinforced Plastic (FRP) |
| Zinc-Plated    | Aluminum                            |
| HDG            | Mil/Plain Steel                     |
| SS304          | Power Coated                        |
| SS316          | Fire Rated                          |

| W(mm) | 50 | 75 | 100 | 150 | 200 | 300 | 400 | 500 | 600 | 800 |
|-------|----|----|-----|-----|-----|-----|-----|-----|-----|-----|
| H(mm) |    |    |     |     |     |     |     |     |     |     |
| 25    | ✓  | ✓  | ✓   | ✓   | ✓   | ✓   | ✓   | ✓   | ✓   | ✓   |
| 50    | ✓  | ✓  | ✓   | ✓   | ✓   | ✓   | ✓   | ✓   | ✓   | ✓   |
| 75    | -  | ✓  | ✓   | ✓   | ✓   | ✓   | ✓   | ✓   | ✓   | ✓   |
| 100   | -  | -  | ✓   | ✓   | ✓   | ✓   | ✓   | ✓   | ✓   | ✓   |
| 150   | -  | -  | -   | ✓   | ✓   | ✓   | ✓   | ✓   | ✓   | ✓   |
| 200   | -  | -  | -   | -   | ✓   | ✓   | ✓   | ✓   | ✓   | ✓   |
| 300   | -  | -  | -   | -   | -   | ✓   | ✓   | ✓   | ✓   | ✓   |

### Cable Ladder

- Width: 50mm~1000mm
- Height: 25mm~300mm
- Length: 0.1Mtr.~6Mtr.



Type A



Type B



Type C


| Finish         | Material                            |
|----------------|-------------------------------------|
| Pre-Galvanized | Fiberglass Reinforced Plastic (FRP) |
| Zinc-Plated    | Aluminum                            |
| HDG            | Mil/Plain Steel                     |
| SS304          | Power Coated                        |
| SS316          | Fire Rated                          |

| W(mm) | 50 | 75 | 100 | 150 | 200 | 300 | 400 | 500 | 600 | 800 |
|-------|----|----|-----|-----|-----|-----|-----|-----|-----|-----|
| H(mm) |    |    |     |     |     |     |     |     |     |     |
| 25    | ✓  | ✓  | ✓   | ✓   | ✓   | ✓   | ✓   | ✓   | ✓   | ✓   |
| 50    | ✓  | ✓  | ✓   | ✓   | ✓   | ✓   | ✓   | ✓   | ✓   | ✓   |
| 75    | -  | ✓  | ✓   | ✓   | ✓   | ✓   | ✓   | ✓   | ✓   | ✓   |
| 100   | -  | -  | ✓   | ✓   | ✓   | ✓   | ✓   | ✓   | ✓   | ✓   |
| 150   | -  | -  | -   | ✓   | ✓   | ✓   | ✓   | ✓   | ✓   | ✓   |
| 200   | -  | -  | -   | -   | ✓   | ✓   | ✓   | ✓   | ✓   | ✓   |
| 300   | -  | -  | -   | -   | -   | ✓   | ✓   | ✓   | ✓   | ✓   |

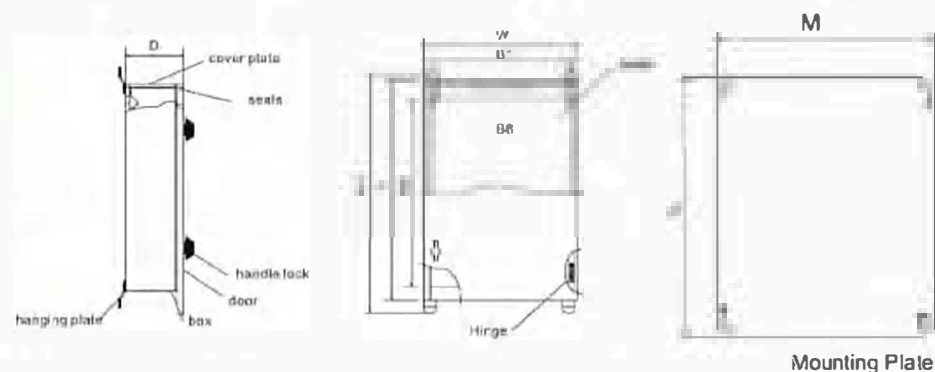


### Wall Mounting Steel Enclosure Box

- Protection Grade: IP65
- Surface Finish: Epoxy Polyester Power Coating
- Color: Body and Door: RAL 7032 or RAL 7035  
Mounting Plate: RAL 2000 or Galvanized



| Cat No.   | Size |     |     | Mounting Plate Size |     | Cat No.     | Size |      |     | Mounting Plate Size |      |
|-----------|------|-----|-----|---------------------|-----|-------------|------|------|-----|---------------------|------|
|           | H    | W   | D   | L                   | M   |             | H    | W    | D   | L                   | M    |
| IE-202015 | 200  | 200 | 150 | 150                 | 150 | IE-606030   | 600  | 600  | 300 | 550                 | 450  |
| IE-252015 | 250  | 200 | 150 | 200                 | 150 | IE-705015   | 700  | 500  | 150 | 650                 | 450  |
| IE-302015 | 300  | 200 | 150 | 250                 | 150 | IE-705020   | 700  | 500  | 200 | 650                 | 450  |
| IE-302515 | 300  | 250 | 150 | 250                 | 200 | IE-706020   | 700  | 600  | 200 | 650                 | 550  |
| IE-302520 | 300  | 250 | 200 | 250                 | 200 | IE-706025   | 700  | 600  | 250 | 650                 | 550  |
| IE-303015 | 300  | 300 | 150 | 250                 | 250 | IE-706030   | 700  | 600  | 300 | 650                 | 550  |
| IE-303020 | 300  | 300 | 200 | 250                 | 250 | IE-806020   | 800  | 600  | 200 | 750                 | 550  |
| IE-303025 | 300  | 300 | 250 | 250                 | 250 | IE-806025   | 800  | 600  | 250 | 750                 | 550  |
| IE-403015 | 400  | 300 | 150 | 350                 | 250 | IE-806030   | 800  | 600  | 300 | 750                 | 550  |
| IE-403020 | 400  | 300 | 200 | 350                 | 250 | IE-808020   | 800  | 800  | 200 | 750                 | 750  |
| IE-403025 | 400  | 300 | 250 | 350                 | 250 | IE-808025   | 600  | 800  | 250 | 750                 | 750  |
| IE-403030 | 400  | 300 | 300 | 350                 | 250 | IE-808030   | 800  | 800  | 300 | 750                 | 750  |
| IE-404015 | 400  | 400 | 150 | 350                 | 350 | IE-1006020  | 1000 | 600  | 200 | 950                 | 550  |
| IE-404020 | 400  | 400 | 200 | 350                 | 350 | IE-1006025  | 1000 | 600  | 250 | 950                 | 550  |
| IE-404025 | 400  | 400 | 250 | 350                 | 350 | IE-1006030  | 1000 | 600  | 300 | 950                 | 550  |
| IE-404030 | 400  | 400 | 300 | 350                 | 350 | IE-1007020  | 1000 | 700  | 200 | 950                 | 650  |
| IE-503015 | 500  | 300 | 150 | 450                 | 250 | IE-1008020  | 1000 | 800  | 200 | 950                 | 750  |
| IE-503020 | 500  | 300 | 200 | 450                 | 250 | IE-1008025  | 1000 | 800  | 250 | 950                 | 750  |
| IE-503025 | 500  | 300 | 250 | 450                 | 250 | IE-1008030  | 1000 | 800  | 300 | 950                 | 750  |
| IE-504015 | 500  | 400 | 150 | 450                 | 350 | IE-1008040  | 1000 | 800  | 400 | 950                 | 750  |
| IE-504020 | 500  | 400 | 200 | 450                 | 350 | IE-10010025 | 1000 | 1000 | 250 | 950                 | 950  |
| IE-504025 | 500  | 400 | 250 | 450                 | 350 | IE-10010030 | 1000 | 1000 | 300 | 950                 | 950  |
| IE-504030 | 500  | 400 | 300 | 450                 | 350 | IE-1206020  | 1200 | 600  | 200 | 1150                | 550  |
| IE-505020 | 500  | 500 | 200 | 450                 | 450 | IE-1206025  | 1200 | 600  | 250 | 1150                | 550  |
| IE-505025 | 500  | 500 | 250 | 450                 | 450 | IE-1206030  | 1200 | 600  | 300 | 1150                | 550  |
| IE-505030 | 500  | 500 | 300 | 450                 | 450 | IE-1208020  | 1200 | 800  | 200 | 1150                | 750  |
| IE-604015 | 600  | 400 | 150 | 550                 | 350 | IE-1208025  | 1200 | 800  | 250 | 1150                | 750  |
| IE-604020 | 600  | 400 | 200 | 550                 | 350 | IE-1208030  | 1200 | 800  | 300 | 1150                | 750  |
| IE-604025 | 600  | 400 | 250 | 550                 | 350 | IE-1208040  | 1200 | 800  | 400 | 1150                | 750  |
| IE-604030 | 600  | 400 | 300 | 550                 | 350 | IE-12010025 | 1200 | 1000 | 250 | 1150                | 950  |
| IE-605015 | 600  | 500 | 150 | 550                 | 450 | IE-12010030 | 1200 | 1000 | 300 | 1150                | 950  |
| IE-605020 | 600  | 500 | 200 | 550                 | 450 | IE-12010040 | 1200 | 1000 | 400 | 1150                | 950  |
| IE-605025 | 600  | 500 | 250 | 550                 | 450 | IE-1406030  | 1400 | 600  | 300 | 1350                | 550  |
| IE-605030 | 600  | 500 | 300 | 550                 | 450 | IE-1408030  | 1400 | 800  | 300 | 1350                | 750  |
| IE-606015 | 600  | 600 | 150 | 550                 | 550 | IE-1408040  | 1400 | 800  | 400 | 1350                | 750  |
| IE-606020 | 600  | 600 | 200 | 550                 | 550 | IE-14010030 | 1400 | 1000 | 300 | 1350                | 950  |
| IE-606025 | 600  | 600 | 250 | 550                 | 550 | IE-14012030 | 1400 | 1200 | 300 | 1350                | 1150 |



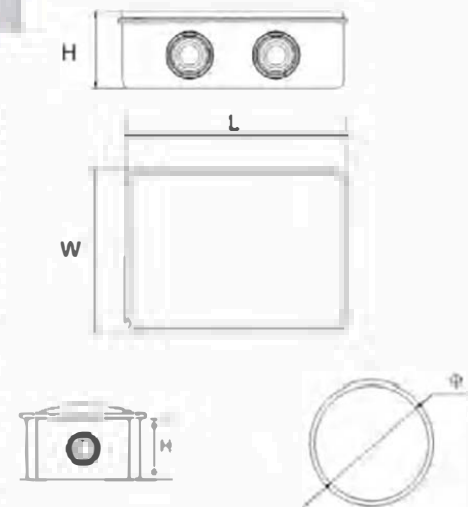
### Waterproof Junction Box

- Body Material: ABS or PS
- Stopper Material: PVC
- Installation

1. Inside: There are the installation holes in the based for circuit board or din rail.  
2. Outside: The products can be directly fixed on the wall or other flat boards with screws or nails via the screw holes in the base.



| Cat.No.      | Outline Dimensions |     |     | Hole Qty | Hole Size | IP |
|--------------|--------------------|-----|-----|----------|-----------|----|
|              | L                  | W   | H   |          |           |    |
| RA-5050      | 50                 | 50  | 50  | 4        | 25        | 55 |
| RA-8050      | 80                 | 50  | 50  | 4        | 25        | 55 |
| RA-858550    | 85                 | 85  | 50  | 7        | 25        | 55 |
| RA-10010070  | 100                | 100 | 70  | 7        | 25        | 65 |
| RA-15011070  | 150                | 110 | 70  | 10       | 25        | 65 |
| RA-15015070  | 150                | 150 | 70  | 8        | 25        | 65 |
| RA-20010070  | 200                | 100 | 70  | 8        | 25        | 65 |
| RA-20015580  | 200                | 155 | 80  | 10       | 36        | 65 |
| RA-20020080  | 200                | 200 | 80  | 12       | 36        | 65 |
| RA-25520080  | 255                | 200 | 80  | 12       | 36        | 65 |
| RA-255200120 | 255                | 200 | 120 | 12       | 36        | 65 |
| RA-300250120 | 300                | 250 | 120 | 12       | 36        | 65 |
| RA-400350120 | 400                | 350 | 120 | 16       | 36        | 65 |

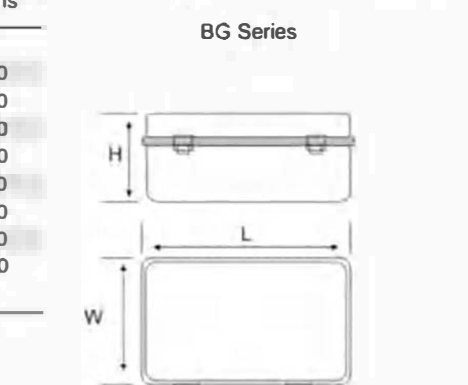


### Waterproof Junction Box

- Body Material: ABS or PC
- Protection grade: IP65
- Installation

1. Inside: There are the installation holes in the based for circuit board or din rail.  
2. Outside: The products can be directly fixed on the wall or other flat boards with screws or nails via the screw holes in the base.

| Cat No.      | Outline Dimensions |     |     | Cat.No.      | Outline Dimensions |     |     |
|--------------|--------------------|-----|-----|--------------|--------------------|-----|-----|
|              | L                  | W   | H   |              | L                  | W   | H   |
| BG-1209070   | 120                | 90  | 70  | BG-300200130 | 300                | 200 | 130 |
| BG-15010070  | 150                | 100 | 70  | BG-300300180 | 300                | 300 | 180 |
| BG-15015090  | 150                | 150 | 90  | BG-350250150 | 350                | 250 | 150 |
| BG-21011075  | 210                | 110 | 75  | BG-380280130 | 380                | 280 | 130 |
| BG-210160100 | 210                | 160 | 100 | BG-400300180 | 400                | 300 | 180 |
| BG-220170110 | 220                | 170 | 110 | BG-450350200 | 450                | 350 | 200 |
| BG-26011075  | 260                | 110 | 75  | BG-500400200 | 500                | 400 | 200 |
| BG-260160100 | 260                | 160 | 100 | BG-630530250 | 630                | 530 | 250 |
| BG-280190140 | 280                | 190 | 140 |              |                    |     |     |



Enclosure and Distribution Boxes


Enclosure and Distribution Boxes

Waterproof Junction Box

| Cat.No.      | Outline Dimensions |     |     | Cat.No.      | Outline Dimensions |     |     |
|--------------|--------------------|-----|-----|--------------|--------------------|-----|-----|
|              | L                  | W   | H   |              | L                  | W   | H   |
| AG-655055    | 65                 | 50  | 55  | AG-200150100 | 200                | 150 | 100 |
| AG-808070    | 80                 | 80  | 70  | AG-200150130 | 200                | 150 | 130 |
| AG-956555    | 95                 | 65  | 55  | AG-20020095  | 200                | 200 | 95  |
| AG-10010075  | 100                | 100 | 75  | AG-200200130 | 200                | 200 | 130 |
| AG-1108045   | 110                | 80  | 45  | AG-2508070   | 250                | 80  | 70  |
| AG-1108070   | 110                | 80  | 70  | AG-2508085   | 250                | 80  | 85  |
| AG-1108085   | 110                | 80  | 85  | AG-250150100 | 250                | 150 | 100 |
| AG-12512575  | 125                | 125 | 75  | AG-250150130 | 250                | 150 | 130 |
| AG-125125100 | 125                | 125 | 100 | AG-280190130 | 280                | 190 | 130 |
| AG-1308070   | 130                | 80  | 70  | AG-280190180 | 280                | 190 | 180 |
| AG-1308085   | 130                | 80  | 85  | AG-280280130 | 280                | 280 | 130 |
| AG-1608055   | 160                | 80  | 55  | AG-280280180 | 280                | 280 | 180 |
| AG-1608095   | 160                | 80  | 95  | AG-340280130 | 340                | 280 | 130 |
| AG-17014095  | 170                | 140 | 95  | AG-340280180 | 340                | 280 | 180 |
| AG-17512575  | 175                | 125 | 75  | AG-380190130 | 380                | 190 | 130 |
| AG-175125100 | 175                | 125 | 100 | AG-380190180 | 380                | 190 | 180 |
| AG-175175100 | 175                | 175 | 100 | AG-380280130 | 380                | 280 | 130 |
| AG-1808070   | 180                | 80  | 70  | AG-380280180 | 380                | 280 | 180 |
| AG-20015075  | 200                | 150 | 75  |              |                    |     |     |

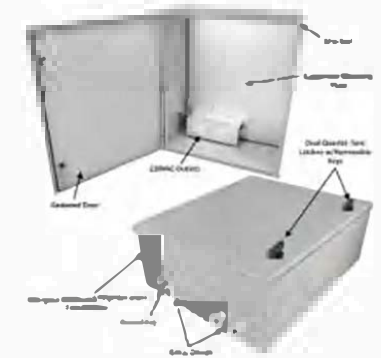



AG Series




Polyester Enclosure

| Cat.No.   | Outline Dimensions |     |     |
|-----------|--------------------|-----|-----|
|           | L                  | W   | H   |
| PE-302514 | 300                | 250 | 140 |
| PE-403020 | 400                | 300 | 200 |
| PE-404020 | 400                | 400 | 200 |
| PE-504020 | 500                | 400 | 200 |
| PE-604023 | 600                | 400 | 230 |
| PE-605023 | 600                | 500 | 230 |
| PE-806030 | 800                | 600 | 300 |



Surface Distribution Box



MS Series

| Cat.No.  | Outline Dimensions |     |     |
|----------|--------------------|-----|-----|
|          | L                  | W   | H   |
| MS-02-03 |                    |     |     |
| MS-04    | 112                | 200 | 95  |
| MS-06    | 148                | 200 | 95  |
| MS-08    | 184                | 200 | 95  |
| MS-10    | 222                | 200 | 95  |
| MS-12    | 256                | 200 | 95  |
| MS-15    | 310                | 200 | 95  |
| MS-18    | 365                | 222 | 95  |
| MS-24    | 271                | 325 | 97  |
| MS-36    | 271                | 462 | 100 |

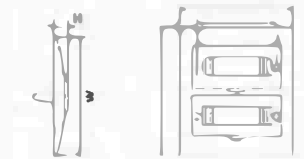


MF Series

| Cat.No. | Outline Dimensions |     |    |
|---------|--------------------|-----|----|
|         | L                  | W   | H  |
| MF-04   | 136                | 222 | 27 |
| MF-06   | 170                | 222 | 27 |
| MF-08   | 207                | 222 | 27 |
| MF-10   | 243                | 222 | 27 |
| MF-12   | 279                | 222 | 27 |
| MF-15   | 334                | 222 | 27 |
| MF-18   | 398                | 251 | 27 |
| MF-24   | 300                | 345 | 27 |
| MF-38   | 300                | 484 | 27 |



MS Series



MF Series



DG Series

| Cat.No.      | Outline Dimensions |     |     |
|--------------|--------------------|-----|-----|
|              | L                  | W   | H   |
| DG-1208050   | 120                | 80  | 50  |
| DG-15011070  | 150                | 110 | 70  |
| DG-19014070  | 190                | 140 | 70  |
| DG-24019090  | 240                | 190 | 90  |
| DG-300220120 | 300                | 220 | 120 |
| DG-380300120 | 380                | 300 | 120 |



MG Series

| Cat.No.      | Outline Dimensions |     |     |
|--------------|--------------------|-----|-----|
|              | L                  | W   | H   |
| MG-300200160 | 300                | 200 | 160 |
| MG-300200180 | 300                | 200 | 180 |
| MG-300300180 | 300                | 300 | 180 |
| MG-400300180 | 400                | 300 | 180 |
| MG-500400200 | 500                | 400 | 200 |
| MG-600400220 | 600                | 400 | 220 |



KG Series


| Cat.No.      | Outline Dimensions |     |     |
|--------------|--------------------|-----|-----|
|              | L                  | W   | H   |
| KG-15010070  | 150                | 100 | 70  |
| KG-15015090  | 150                | 150 | 90  |
| KG-20010070  | 200                | 100 | 70  |
| KG-220170110 | 220                | 170 | 110 |
| KG-290190140 | 290                | 190 | 140 |
| KG-330330130 | 330                | 330 | 130 |
| KG-390290160 | 390                | 290 | 160 |

Surface Distribution Box



HT Series

| Cat.No. | Outline Dimensions |     |     |
|---------|--------------------|-----|-----|
|         | L                  | W   | H   |
| HT-05   | 115                | 150 | 90  |
| HT-08   | 197                | 150 | 90  |
| HT-12   | 250                | 193 | 105 |
| HT-15   | 305                | 195 | 105 |
| HT-18   | 360                | 198 | 105 |
| HT-24   | 270                | 350 | 105 |



S Series

| Cat.No. | Outline Dimensions |     |    |
|---------|--------------------|-----|----|
|         | L                  | W   | H  |
| S-01    | 33                 | 130 | 60 |
| S-02    | 51                 | 130 | 60 |
| S-04    | 87                 | 130 | 60 |
| S-06    | 124                | 130 | 60 |
| S-08    | 160                | 130 | 60 |



HT Series



S Series

Circuit Breaker Panel Board/Load Center

• Flush Type



LCF-2



LCF-4



LCF-6



LCF-8



• Surface Type



LCS-2



LCS-4



LCS-6

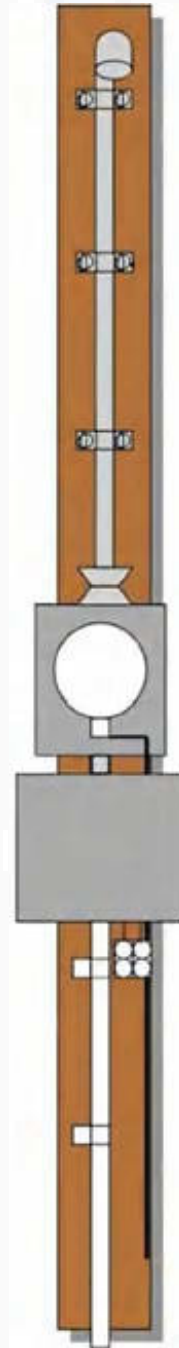
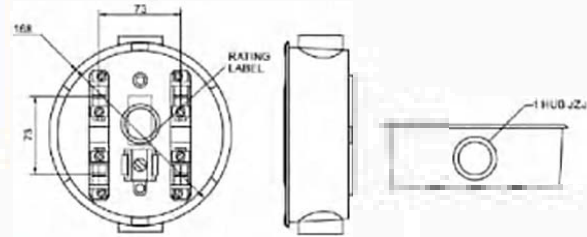


LCS-8



Round Meter Socket

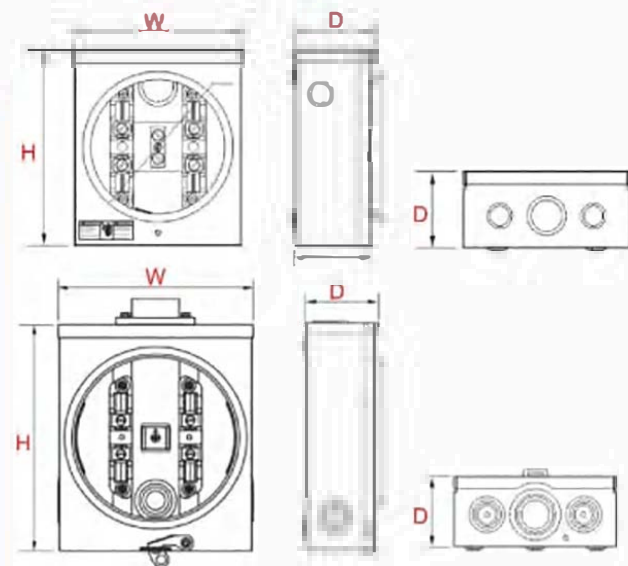
| Cat.No.  | Description                  | Hub Size |
|----------|------------------------------|----------|
| GYB-100B | 1Phase,100A,120/240Vac,4 Jaw | 1/2"     |
| GYB-100C | 1Phase,100A,120/240Vac,4 Jaw | 3/4"     |
| GYB-100D | 1Phase,100A,120/240Vac,4 Jaw | 1"       |
| GYB-100E | 1Phase,100A,120/240Vac,4 Jaw | 1 1/4"   |



100A Series Square Meter Socket

Conduit Hub from 1/2" to 2-1/2" size

| Cat.No.         | Description                          | Outline Dimensions |     |     |
|-----------------|--------------------------------------|--------------------|-----|-----|
|                 |                                      | H                  | W   | D   |
| GTFP-100A/4J    | 1Phase,100A,4 Jaw,Ring type          | 226.5              | 194 | 111 |
| GTFP-100A/4J-H  | 1Phase,100A,4 Jaw,Ring type with Hub | 226.5              | 194 | 111 |
| GTFP-100A/4J-RL | 1Phase,125A,4 Jaw,Ringless type      | 226.5              | 194 | 111 |



100A/4J



100A/4J-H

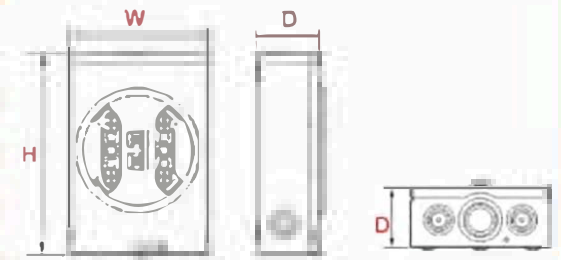


100A/4J-RL


125A Series Square Meter Socket

Conduit Hub from 1/2" to 2-1/2" size

| Cat.No.         | Description                     | Outline Dimensions |     |       |
|-----------------|---------------------------------|--------------------|-----|-------|
|                 |                                 | H                  | W   | D     |
| GTFP-125A/4J    | 1Phase,125A,4 Jaw,Ring type     | 324.2              | 219 | 116.2 |
| GTFP-125A/5J    | 1Phase,125A,4 Jaw,Ring type     | 324.2              | 219 | 116.2 |
| GTFP-125A/7J    | 3Phase,125A,7 Jaw,Ring type     | 396                | 203 | 108   |
| GTFP-125A/4J-RL | 1Phase,125A,4 Jaw,Ringless type | 324.2              | 219 | 116.2 |
| GTFP-125A/5J-RL | 1Phase,125A,5 Jaw,Ringless type | 324.2              | 219 | 116.2 |
| GTFP-125A/7J-RL | 1Phase,125A,7 Jaw,Ringless type | 396                | 203 | 108   |
| GTFP-125B/4J-RL | 1Phase,125A,4 Jaw,Ringless type | 396                | 280 | 108   |



125A/4J



125A/4J-RL



125A/5J-RL

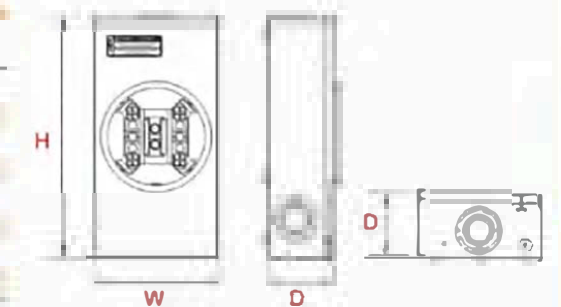


125A/7J-RL

200A Series Square Meter Socket

Conduit Hub from 1/2" to 2-1/2" size

| Cat.No.         | Description                     | Outline Dimensions |     |     |
|-----------------|---------------------------------|--------------------|-----|-----|
|                 |                                 | H                  | W   | D   |
| GTFP-200A/4J    | 1Phase,200A,4 Jaw,Ring type     | 412                | 222 | 134 |
| GTFP-200A/5J    | 1Phase,200A,4 Jaw,Ring type     | 412                | 222 | 134 |
| GTFP-200A/7J    | 3Phase,200A,7 Jaw,Ring type     | 498                | 235 | 136 |
| GTFP-200A/4J-RL | 1Phase,200A,4 Jaw,Ringless type | 429                | 208 | 130 |
| GTFP-200A/5J-RL | 1Phase,200A,5 Jaw,Ringless type | 429                | 208 | 130 |
| GTFP-200A/7J-RL | 1Phase,200A,7 Jaw,Ringless type | 429                | 208 | 130 |
| GTFP-200B/4J-RL | 1Phase,200A,4 Jaw,Ringless type | 396                | 280 | 108 |



200A/4J



200A/4J-RL



200A/5J-RL



200A/7J-RL

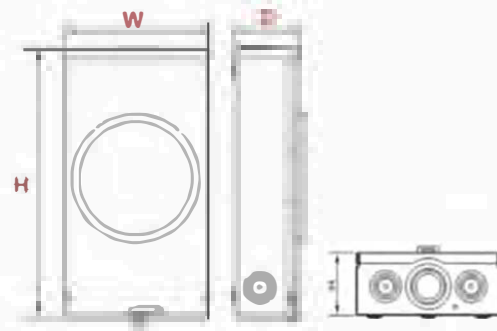


200B/4J-RL

### 20A Series Square Meter Socket

Conduit Hub from 1/2" to 2-1/2" size

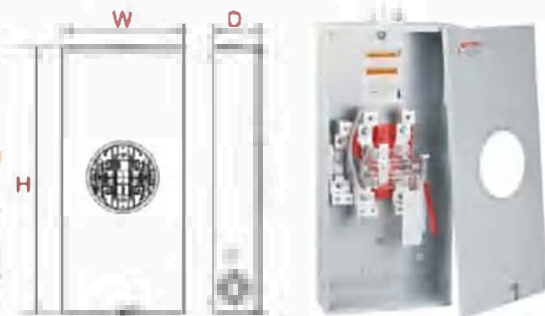
| Cat.No.         | Description                       | Outline Dimensions |     |    |
|-----------------|-----------------------------------|--------------------|-----|----|
|                 |                                   | H                  | W   | D  |
| GTFP-20A/13J-RL | 1Phase,20A, 13 Jaw, Ringless type | 360                | 210 | 95 |
| GTFP-20A/6J-RL  | 1Phase,20A, 6 Jaw, Ringless type  | 355                | 203 | 84 |



### 320A Series Square Meter Socket

Conduit Hub from 2" to 2-1/2" size

| Cat.No.         | Description                      | Outline Dimensions |     |     |
|-----------------|----------------------------------|--------------------|-----|-----|
|                 |                                  | H                  | W   | D   |
| GTFP-320A/4J-RL | 1Phase,320A,4 Jaw, Ringless type | 716                | 332 | 132 |



### Metal Socket Fittings



| Use on | 100A                  | 125A                         | 200A                         | 200A         | 200A        |
|--------|-----------------------|------------------------------|------------------------------|--------------|-------------|
|        | GYB-100A<br>GTFP-100A | GTFP-125A/4J<br>GTFP-125A/5J | GTFP-200A/4J<br>GTFP-200A/5J | GTFP-200A/7J | GTFP-20A/6J |



| Use on | 20A         | 320A        | Hub                      | Stainless Steel Sealing Ring |
|--------|-------------|-------------|--------------------------|------------------------------|
|        | GTFP-20/13J | GTFP-320/4J | 3/4" 1" 1-1/4" 1-1/2" 2" | Stainless Steel Sealing Ring |

### Internal Bending Spring For Heavy Duty PVC Conduit

Self Color / Blue Zinc Plated / Black Enamel / Color Zinc Plated



| Cat.No.    | Size | Square Steel Wire Size | Length |
|------------|------|------------------------|--------|
| IBSH-16550 | 16   | 2.0 x 2.0mm            | 550mm  |
| IBSH-20550 | 20   | 2.3 x 2.3mm            | 550mm  |
| IBSH-25550 | 25   | 2.5 x 2.5mm            | 550mm  |
| IBSH-32550 | 32   | 3.1 x 3.1mm            | 550mm  |

Material : #70 Spring Steel Wire  
Note : Customized length also available

### Internal Bending Spring For Medium Duty PVC Conduit

Self Color / Blue Zinc Plated / Black Enamel / Color Zinc Plated



| Cat.No.    | Size | Square Steel Wire Size | Length |
|------------|------|------------------------|--------|
| IBSM-16550 | 16   | 2.0 x 2.0mm            | 550mm  |
| IBSM-20550 | 20   | 2.3 x 2.3mm            | 550mm  |
| IBSM-25550 | 25   | 2.5 x 2.5mm            | 550mm  |
| IBSM-32550 | 32   | 3.1 x 3.1mm            | 550mm  |

Material : #70 Spring Steel Wire  
Note : Customized length also available

### Internal Bending Spring For Light Duty PVC Conduit

Self Color / Blue Zinc Plated / Black Enamel / Color Zinc Plated



| Cat.No.    | Size | Square Steel Wire Size | Length |
|------------|------|------------------------|--------|
| IBSL-16550 | 16   | 2.0 x 2.0mm            | 550mm  |
| IBSL-20550 | 20   | 2.3 x 2.3mm            | 550mm  |
| IBSL-25550 | 25   | 2.5 x 2.5mm            | 550mm  |
| IBSL-32550 | 32   | 3.1 x 3.1mm            | 550mm  |

Material : #70 Spring Steel Wire  
Note : Customized length also available

### External Bending Spring For Copper Pipe

Self Color / Blue Zinc Plated / Black Enamel / Color Zinc Plated



| Cat.No.   | Size | Round Steel Wire Size | Length |
|-----------|------|-----------------------|--------|
| EBS-16550 | 16   | 1.9mm                 | 550mm  |
| EBS-20550 | 20   | 2.1mm                 | 550mm  |
| EBS-25550 | 25   | 2.5mm                 | 550mm  |
| EBS-32550 | 32   | 3.1mm                 | 550mm  |

Material : #70 Spring Steel Wire  
Note : Customized length also available

**Metal Cable Puller,with Riveted Terminals A Type (Eyelet + Eyelet)**

Self Color / Zinc Plated



| Cat.No.             | Specification<br>width x thickness | Length |
|---------------------|------------------------------------|--------|
| MCP-3205A/MCP-5005A | 3.2 x 0.5 / 5.0 x 0.5mm            | 5m     |
| MCP-3210A/MCP-5010A | 3.2 x 0.5 / 5.0 x 0.5mm            | 10m    |
| MCP-3215A/MCP-5015A | 3.2 x 0.5 / 5.0 x 0.5mm            | 15m    |
| MCP-3220A/MCP-5020A | 3.2 x 0.5 / 5.0 x 0.5mm            | 20m    |
| MCP-3225A/MCP-5025A | 3.2 x 0.5 / 5.0 x 0.5mm            | 25m    |
| MCP-3230A/MCP-5030A | 3.2 x 0.5 / 5.0 x 0.5mm            | 30m    |

**Material :** #70 Spring Steel  
**Note :** Customized length available

**Metal Cable Puller,with Riveted Terminals B Type (Eyelet + Flex Metallic Leader)**

Self Color / Zinc Plated



| Cat.No.             | Specification<br>width x thickness | Length |
|---------------------|------------------------------------|--------|
| MCP-3205B/MCP-5005B | 3.2 x 0.5 / 5.0 x 0.5mm            | 5m     |
| MCP-3210B/MCP-5010B | 3.2 x 0.5 / 5.0 x 0.5mm            | 10m    |
| MCP-3215B/MCP-5015B | 3.2 x 0.5 / 5.0 x 0.5mm            | 15m    |
| MCP-3220B/MCP-5020B | 3.2 x 0.5 / 5.0 x 0.5mm            | 20m    |
| MCP-3225B/MCP-5025B | 3.2 x 0.5 / 5.0 x 0.5mm            | 25m    |
| MCP-3230B/MCP-5030B | 3.2 x 0.5 / 5.0 x 0.5mm            | 30m    |

**Material :** #70 Spring Steel  
**Note :** Customized length available

**Metal Cable Puller,with Riveted Terminals C Type (Eyelet + Brass Roller)**

Self Color / Zinc Plated



| Cat.No.             | Specification<br>width x thickness | Length |
|---------------------|------------------------------------|--------|
| MCP-3205C/MCP-5005C | 3.2 x 0.5 / 5.0 x 0.5mm            | 5m     |
| MCP-3210C/MCP-5010C | 3.2 x 0.5 / 5.0 x 0.5mm            | 10m    |
| MCP-3215C/MCP-5015C | 3.2 x 0.5 / 5.0 x 0.5mm            | 15m    |
| MCP-3220C/MCP-5020C | 3.2 x 0.5 / 5.0 x 0.5mm            | 20m    |
| MCP-3225C/MCP-5025C | 3.2 x 0.5 / 5.0 x 0.5mm            | 25m    |
| MCP-3230B/MCP-5030B | 3.2 x 0.5 / 5.0 x 0.5mm            | 30m    |

**Material :** #70 Spring Steel  
**Note :** Customized length available

**Steel Spiral Cable Puller (Brass Eyelet + Brass Spinner)**

Self Color / Zinc Plated



| Cat.No.   | Specification<br>O.D | Length |
|-----------|----------------------|--------|
| SSCP-3005 | 3.0mm                | 5m     |
| SSCP-3010 | 3.0mm                | 10m    |
| SSCP-3015 | 3.0mm                | 15m    |
| SSCP-3020 | 3.0mm                | 20m    |
| SSCP-3025 | 3.0mm                | 25m    |
| SSCP-3030 | 3.0mm                | 30m    |

**Material :** #70 Spring Steel  
**Note :** Customized length available

**Nylon Cable Puller,with Fixed Terminals (Brass Eyelet + Flex Metallic Leader)**

Black / White / Blue / Yellow / Red



| Cat.No.           | Specification<br>O.D. | Length |
|-------------------|-----------------------|--------|
| NCP-3005/NCP-4005 | 3.0/4.0mm             | 5m     |
| NCP-3010/NCP-4010 | 3.0/4.0mm             | 10m    |
| NCP-3015/NCP-4015 | 3.0/4.0mm             | 15m    |
| NCP-3020/NCP-4020 | 3.0/4.0mm             | 20m    |
| NCP-3025/NCP-4025 | 3.0/4.0mm             | 25m    |
| NCP-3030/NCP-4030 | 3.0/4.0mm             | 30m    |

**Material :** Nylon (PA6)  
**Note :** Customized length and color available

**Nylon Cable Puller,with Interchangeable Terminals (Brass Eyelet + Flex Metallic Leader)**

Black / White / Blue / Yellow / Orange



| Cat.No.   | Specification<br>O.D. | Length |
|-----------|-----------------------|--------|
| NCP-4005D | 4.0mm                 | 5m     |
| NCP-4010D | 4.0mm                 | 10m    |
| NCP-4015D | 4.0mm                 | 15m    |
| NCP-4020D | 4.0mm                 | 20m    |
| NCP-4025D | 4.0mm                 | 25m    |
| NCP-4030D | 4.0mm                 | 30m    |

**Material :** Nylon (PA6)  
**Note :** Customized length and color available

**Nylon Cable Puller,with Terminals (For Option)**

Black / White / Blue / Yellow / Orange



Fittings Included each coil : Option 1 Option 2

| Cat.No.  | Specification<br>O.D. | Length |
|----------|-----------------------|--------|
| NCP-4510 | 4.5mm                 | 10m    |
| NCP-4515 | 4.5mm                 | 15m    |
| NCP-4520 | 4.5mm                 | 20m    |
| NCP-4525 | 4.5mm                 | 25m    |
| NCP-4530 | 4.5mm                 | 30m    |
| NCP-4550 | 4.5mm                 | 50m    |

**Material :** Nylon (PA6)  
**Note :** Customized length and color available

**Fiberglass Cable Puller,with Terminals (Brass Eyelet + Brass Spinner)**

Black / Blue / Yellow / Orange



Fittings Included each coil : Option 1 Option 2

| Cat.No.           | Specification<br>O.D. | Length |
|-------------------|-----------------------|--------|
| FCP-3005/FCP-4005 | 3.0/4.0mm             | 5m     |
| FCP-3010/FCP-4010 | 3.0/4.0mm             | 10m    |
| FCP-3015/FCP-4015 | 3.0/4.0mm             | 15m    |
| FCP-3020/FCP-4020 | 3.0/4.0mm             | 20m    |
| FCP-3025/FCP-4025 | 3.0/4.0mm             | 25m    |
| FCP-3030/FCP-4030 | 3.0/4.0mm             | 30m    |

**Material :** Fiberglass  
**Note :** Customized length available

**More Rod Filling Cable Puller (Nickel Plated Brass Eyelet + Flex Metallic Roller Leader)**

Blue / Orange / Red



Fittings included each coil :

| Cat.No.   | Specification O.D. | Length |
|-----------|--------------------|--------|
| MRCP-4005 | 4.0mm              | 5m     |
| MRCP-4010 | 4.0mm              | 10m    |
| MRCP-4015 | 4.0mm              | 15m    |
| MRCP-4020 | 4.0mm              | 20m    |
| MRCP-4025 | 4.0mm              | 25m    |
| MRCP-4030 | 4.0mm              | 30m    |

**Material :** More Steel Wire + Plastic  
**Note :** Customized length and color available

**Single Rod Filling Cable Puller (Brass Eyelet + Flex Metallic Leader)**

Blue / Orange / Yellow



| Cat.No.   | Specification O.D. | Length |
|-----------|--------------------|--------|
| SRCP-4005 | 4.0mm              | 5m     |
| SRCP-4010 | 4.0mm              | 10m    |
| SRCP-4015 | 4.0mm              | 15m    |
| SRCP-4020 | 4.0mm              | 20m    |
| SRCP-4025 | 4.0mm              | 25m    |
| SRCP-4030 | 4.0mm              | 30m    |

**Material :** Single Steel Wire + Plastic  
**Note :** Customized length and color available

**3 Core Polyester Cable Puller (Eyelet + Flex Metallic Leader)**

2xBlack+Yellow / 2xBlack+Red / 3xRed



Fittings included each coil :

| Cat.No.  | Specification O.D. | Length |
|----------|--------------------|--------|
| PCP-6015 | 6.0mm              | 15m    |
| PCP-6020 | 6.0mm              | 20m    |
| PCP-6025 | 6.0mm              | 25m    |
| PCP-6030 | 6.0mm              | 30m    |
| PCP-6040 | 6.0mm              | 40m    |
| PCP-6050 | 6.0mm              | 50m    |

**Material :** Triple Polyester  
**Note :** Customized length available

**Single Rod Polyester Cable Puller (Nickel Plated Eyelet + Flex Metallic Leader)**

3xYellow / 3xRed / 3xGreen



Fittings included each coil :

| Cat.No.          | Specification O.D. | Length |
|------------------|--------------------|--------|
| PCP4005/PCP-4505 | 4.0/4.5mm          | 5m     |
| PCP4010/PCP-4510 | 4.0/4.5mm          | 10m    |
| PCP4015/PCP-4515 | 4.0/4.5mm          | 15m    |
| PCP4020/PCP-4520 | 4.0/4.5mm          | 20m    |
| PCP4025/PCP-4525 | 4.0/4.5mm          | 25m    |
| PCP4030/PCP-4530 | 4.0/4.5mm          | 30m    |

**Material :** Single Rod Polyester  
**Note :** Customized length available

**Fiberglass Fish Wire Tape Kit (5 Different Brass Attachments)**

Yellow / Blue



| Cat.No.   | Specification O.D. | Length             |
|-----------|--------------------|--------------------|
| FCPK-4005 | 4.0mm              | 33cm/pcs, 3.3m/kit |
| FCPK-4010 | 4.0mm              | 100cm/pcs, 30m/kit |

**Material :** Fiberglass + Plastic Storage Case  
**Note :** Customized length and color available

**Cable Puller With Bundle Tube Sleeve Package (Brass Eyelet + Flex Metallic Leader)**



Fittings Included :

| Cat.No.   | Specification O.D. | Length | Inside              |
|-----------|--------------------|--------|---------------------|
| TPCP-6005 | 6.0mm              | 5m     | PCP-40/45/60 Series |
| TPCP-6010 | 6.0mm              | 10m    | PCP-40/45/60 Series |
| TPCP-6015 | 6.0mm              | 15m    | PCP-40/45/60 Series |
| TPCP-6020 | 6.0mm              | 20m    | PCP-40/45/60 Series |
| TPCP-6025 | 6.0mm              | 25m    | PCP-40/45/60 Series |
| TPCP-6030 | 6.0mm              | 30m    | PCP-40/45/60 Series |
| TPCP-6045 | 6.0mm              | 45m    | PCP-40/45/60 Series |
| TPCP-6050 | 6.0mm              | 50m    | PCP-40/45/60 Series |

**Material :** Polyester Cable puller + Plastic Tube  
**Note :** Customized length and color available

**Cable Zip Ties**


| Cat.No. | Specification Dia. | Length |
|---------|--------------------|--------|
| Bd1230  | Φ1.2mm             | 220mm  |



**Step 1**  
Put it through the metal head

**Step 2**  
Put the other end through the circle

**Step 3**  
Pull the line to fix the head



**Step 4**  
Make a bunny knot

**Step 5**  
Insert the cable into the two circle

**Step 6**  
Fasten with various fish tapes

**Steel Wire Fish Tape (Small Roll)**
**Red**


| Cat.No. | Specification<br>width x thickness | Length |
|---------|------------------------------------|--------|
| FWT-10S | 3.0 x 1.3mm                        | 10m    |
| FWT-15S | 3.0 x 1.3mm                        | 15m    |
| FWT-20S | 3.0 x 1.3mm                        | 20m    |
| FWT-25S | 3.0 x 1.3mm                        | 25m    |
| FWT-30S | 3.0 x 1.3mm                        | 30m    |

**Material :** Steel Wire + Plastic Case  
**Note :** Customized length and wire size are available  
 Customized cable wire material inside the plastic case is available

**Steel Wire Fish Tape (Small Roll)**
**Red**


| Cat.No.  | Specification<br>width x thickness | Length |
|----------|------------------------------------|--------|
| NFWT-10S | 3.0 x 1.3mm                        | 10m    |
| NFWT-15S | 3.0 x 1.3mm                        | 15m    |
| NFWT-20S | 3.0 x 1.3mm                        | 20m    |
| NFWT-25S | 3.0 x 1.3mm                        | 25m    |
| NFWT-30S | 3.0 x 1.3mm                        | 30m    |

**Material :** Steel Wire + Plastic Case  
**Note :** Customized length and wire size are available  
 Customized cable wire material inside the plastic case is available

**Steel Wire Fish Tape (Big Roll)**
**Blue / Orange**


| Cat.No. | Specification<br>width x thickness | Length |
|---------|------------------------------------|--------|
| FWT-30  | 3.0 x 1.3/1.5mm                    | 30m    |
| FWT-40  | 3.0 x 1.3/1.5mm                    | 40m    |
| FWT-45  | 3.0 x 1.3/1.5mm                    | 45m    |
| FWT-50  | 3.0 x 1.3/1.5mm                    | 50m    |
| FWT-60  | 3.0 x 1.3/1.5mm                    | 60m    |
| FWT-75  | 3.0 x 1.3/1.5mm                    | 75m    |
| FWT-100 | 3.0 x 1.3/1.5mm                    | 100m   |

**Material :** Steel Wire + Plastic Case  
**Note :** Customized length and wire size are available  
 Customized cable wire material inside the plastic case is available

**Steel Wire Fish Tape (Big Roll)**
**Blue**


| Cat.No.  | Specification<br>width x thickness | Length |
|----------|------------------------------------|--------|
| NFWT-30  | 3.0 x 1.3/1.5mm                    | 30m    |
| NFWT-40  | 3.0 x 1.3/1.5mm                    | 40m    |
| NFWT-45  | 3.0 x 1.3/1.5mm                    | 45m    |
| NFWT-50  | 3.0 x 1.3/1.5mm                    | 50m    |
| NFWT-60  | 3.0 x 1.3/1.5mm                    | 60m    |
| NFWT-75  | 3.0 x 1.3/1.5mm                    | 75m    |
| NFWT-100 | 3.0 x 1.3/1.5mm                    | 100m   |

**Material :** Steel Wire + Plastic Case  
**Note :** Customized length and wire size are available  
 Customized cable wire material inside the plastic case is available

**Cable Carrier Stand**
**Red /Yellow Frame**

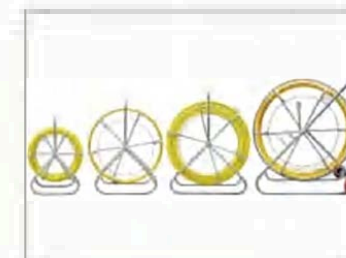
| Cat.No.  | Size          | Materials<br>O.D.    | Specification            |
|----------|---------------|----------------------|--------------------------|
| CCS-760  | 760x340x340mm | 19.0mm x 1.5mm Thick | 5 pcs Crocodile Clip     |
| CCSP-760 | 760x340x340mm | 19.0mm x 1.5mm Thick | Perforated Pole:700*20mm |



**Material :** Carbon Steel Body  
**Note :** Customized color available

**Duct Rodder (Portable / Rubber Wheel)**
**Wire: Red / Yellow / Blue**

| Cat.No.                     | Fiberglass / Type<br>O.D. | Length           |
|-----------------------------|---------------------------|------------------|
| D06L50 / D06L100 / D06L150  | 6.0mm / Portable          | 50 / 100 / 150m  |
| D08L50 / D08L100 / D08L150  | 8.0mm / Portable          | 50 / 100 / 150m  |
| D12L100 / D12L200 / D12L300 | 12.0mm / Rubber Wheel     | 100 / 200 / 300m |
| D14L100 / D14L200 / D14L300 | 14.0mm / Rubber Wheel     | 100 / 200 / 300m |





**Material :** Fiberglass Wire + Steel Alloy – Portable  
 Fiberglass Wire + Steel Alloy + Rubber – Rubber Wheel  
**Note :** Customized length and wire size are available

**Electrical Cable Pulling Roller**
**Epoxy Coated Steel Frame**

| Cat.No. | Specification        |
|---------|----------------------|
| ECPR-1  | 330 x 240 x 250(H)mm |
| ECPR-2  | 530 x 320 x 320(H)mm |



### Ground Rods-Copper Plated



| Trade Size | Outer Dia. (mm) | Thread | Kgs/m | Length(m)    | Copper Layer Thickness(mm) |      |     |       |
|------------|-----------------|--------|-------|--------------|----------------------------|------|-----|-------|
| 8          | 8               |        | 0.40  | 1.2-3.05mtr. | 0.025                      | 0.03 | 0.1 | 0.254 |
| 3/8"       | 9.5             | 3/8"   | 0.56  | 1.2-3.05mtr. | 0.025                      | 0.03 | 0.1 | 0.254 |
| 10         | 10              |        | 0.62  | 1.2-3.05mtr. | 0.025                      | 0.03 | 0.1 | 0.254 |
| 1/2"       | 12.7            | 1/2"   | 1.00  | 1.2-3.05mtr. | 0.025                      | 0.03 | 0.1 | 0.254 |
| 14         | 14              | M16    | 1.21  | 1.2-3.05mtr. | 0.025                      | 0.03 | 0.1 | 0.254 |
| 5/8"       | 14.2            | 5/8"   | 1.24  | 1.2-3.05mtr. | 0.025                      | 0.03 | 0.1 | 0.254 |
| 16         | 16              | M18    | 1.58  | 1.2-3.05mtr. | 0.025                      | 0.03 | 0.1 | 0.254 |
| 3/4"       | 17.2            | 3/4"   | 1.83  | 1.2-3.05mtr. | 0.025                      | 0.03 | 0.1 | 0.254 |
| 18         | 18              | M20    | 2.00  | 1.2-3.05mtr. | 0.025                      | 0.03 | 0.1 | 0.254 |
| 19.1       | 19.1            |        | 2.25  | 1.2-3.05mtr. | 0.025                      | 0.03 | 0.1 | 0.254 |
| 20         | 20              | M22    | 2.47  | 1.2-3.05mtr. | 0.025                      | 0.03 | 0.1 | 0.254 |
| 1"         | 23.2            | 1"     | 3.32  | 1.2-3.05mtr. | 0.025                      | 0.03 | 0.1 | 0.254 |
| 25         | 25              | M27    | 3.86  | 1.2-3.05mtr. | 0.025                      | 0.03 | 0.1 | 0.254 |

Note: Special Size. Diameter Length, Copper Layer Thickness can be customized

### Ground Rod Clamps-Brass(G Type)

★ Copper material size 5/8" with UL



| Cat.No. | Trade Size |
|---------|------------|
| GRC-038 | 3/8"       |
| GRC-050 | 1/2"       |
| GRC-058 | 5/8"       |
| GRC-075 | 3/4"       |
| GRC-100 | 1"         |

GRC-058 (Brass) Shown

### Hammerlock Ground Clamp-Copper

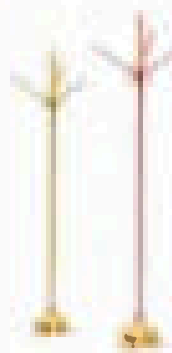
★ Copper material size 5/8" with UL



| Cat.No. | Trade Size |
|---------|------------|
| HL-12   | 1/2"       |
| HL-58   | 5/8"       |
| HL-34   | 3/4"       |
| HL-1    | 1"         |

### Air Terminal Lightning Rod

★ Brass/Copper/Copper Plated Steel



| Cat.No.     | Trade Size |
|-------------|------------|
| ATLR-14x500 | 14*500mm   |
| ATLR-16x500 | 16*500mm   |

Note: Other lengths also available

#### PRODUCT PARTS

- AIR TERMINAL ROD
- SPIKES
- HEX NUT
- AIR TERMINAL BASE

★ Copper material size 14\*500 with UL

### Threaded Coupling-Brass/Copper

★ Copper material size 5/8" with UL



| Cat.No. | Trade Size |
|---------|------------|
| GC1-050 | 1/2"       |
| GC1-058 | 5/8"       |
| GC1-075 | 3/4"       |
| GC1-100 | 1"         |

### Driving Stud/Drilling Head



Driving



Drilling

| Cat.No. | Trade Size |
|---------|------------|
| GRQ-050 | 1/2"       |
| GRQ-058 | 5/8"       |
| GRQ-075 | 3/4"       |
| GRQ-100 | 1"         |

### Ground Rod Clamps-Brass(U Type)



GRU1 Shown

• Rod through or parallel to cable conductor



GRU2 Shown

• Rod parallel to one / two / three cable conductor

| Cat.No. | Size        |                |
|---------|-------------|----------------|
|         | Main        | Tap            |
| GRU1-#1 | φ 5-30mm    | 25-85mm        |
| GRU1-#2 | φ 16-30mm   | 35-240mm       |
| GRU2-#1 | φ 12.7-25mm | 25-60mm x 1pc  |
| GRU2-#2 | φ 12.7-25mm | 25-60mm x 2pcs |
| GRU2-#3 | φ 14.2-31mm | 50mm x 3pcs    |

### Ground Rod Clamps-Brass(U Type)



GRU3 Shown

• Rod parallel to copper tap conductor



GRU4 Shown

• Pipe parallel to one cable

| Cat.No. | Size        |               |
|---------|-------------|---------------|
|         | Main        | Tap           |
| GRU3    | φ 14.2-25mm | 25-30mm x 1mm |
| GRU4    | φ 16-80mm   | 35-65mm       |

### Bus Bar Insulator, SM Type

• with Studs & Locking Washer / without



| Cat.No. | Height | Insert Size | Cross Width |
|---------|--------|-------------|-------------|
| SM-20S  | 20     | M5/M6       | 17mm        |
| SM-25S  | 25     | M5/M6       | 30mm        |
| SM-30S  | 30     | M6/M8       | 32mm        |
| SM-35S  | 35     | M6/M8       | 32mm        |
| SM-40S  | 40     | M8/M10      | 40mm        |
| SM-51S  | 51     | M8/M10      | 36mm        |
| SM-76S  | 76     | M10         | 50mm        |

### C type Compression Connector



Copper



Copper Tinned

| Cat.No. | Conductor Range (mm <sup>2</sup> ) | Cat.No. | Conductor Range (mm <sup>2</sup> ) |
|---------|------------------------------------|---------|------------------------------------|
| CCT-10  | 7.5-11                             | CCT-154 | 123-154                            |
| CCT-16  | 11.5-16                            | CCT-190 | 155-190                            |
| CCT-20  | 16.5-20                            | CCT-240 | 191-240                            |
| CCT-26  | 21-26                              | CCT-288 | 241-288                            |
| CCT-44  | 27-44                              | CCT-365 | 289-365                            |
| CCT-60  | 45-60                              | CCT-450 | 366-450                            |
| CCT-76  | 61-76                              | CCT-560 | 451-560                            |
| CCT-98  | 77-98                              | CCT-700 | 561-700                            |
| CCT-122 | 99-122                             | CCT-895 | 701-895                            |

### Split Bolt Connector

• Brass with Copper Plated



| Cat.No.     | Wire Size (mm <sup>2</sup> ) |
|-------------|------------------------------|
| SBC-16      | 16                           |
| SBC-25      | 25                           |
| SBC-35      | 35                           |
| SBC-50-70   | 50-70                        |
| SBC-90-120  | 90-120                       |
| SBC-150-185 | 150-185                      |
| SBC-200-240 | 200-240                      |

### Split Bolt Connector

• Brass with Copper Plated



Fig.1



Fig.2 with Stud

| Cat.No. | Wire Size (AWG) | Fig. |
|---------|-----------------|------|
| SBC-01  | 10-16           | 1    |
| SBC-02  | 8-12            | 1    |
| SBC-03  | 6-10            | 1    |
| SBC-04  | 4-8             | 1    |
| SBC-06  | 2(strand)       | 1    |
| SBC-07  | 1/0             | 1    |
| SBC-08  | 2/0             | 1    |
| SBC-09  | 3/0             | 1    |
| SBC-10  | 4/0             | 1    |
| SBC-11  | 8-6             | 2    |
| SBC-12  | 6-3             | 2    |
| SBC-13  | 3-2             | 2    |
| SBC-14  | 2-1/0           | 2    |

### Ground Bus Bar

• Copper/Copper Tinned



Brackets material options:  
• Steel with Zinc Plated  
• Hot-dipped Galvanized  
• SS304/SS316

| Cat.No.    | Width*Length (inch) | Lug-holes (No.) |
|------------|---------------------|-----------------|
| GB-1x6-3   | 1x6                 | 3               |
| GB-2x6-6   | 2x6                 | 6               |
| GB-2x12-B  | 2x12                | 0               |
| GB-2x12-16 | 2x12                | 16              |
| GB-2x12-18 | 2x12                | 18              |
| GB-4x6-9   | 4x6                 | 9               |
| GB-4x12-27 | 4x12                | 27              |

### Earth Ground Clamps for Bare Wire



Fig.1



Fig.2 (horizontal)



Fig.3 Vertical

| Cat.No.  | Main Range (mm) | Fig. |
|----------|-----------------|------|
| EGC-050  | 13-25mm         | 1    |
| EGC-050H | 13-25mm         | 2    |
| EGC-050V | 13-25mm         | 3    |

#### Accommodates Conductor Range

Main: • Water Pipe 1/2"-1" • Wire Range #10 - #2  
Tap: • Wire Range #10 - #2  
• Ground Rod 3/8"-1"

### Terminal Lug-Single

• Aluminum



| Cat.No. | Wire Size (AWG) |
|---------|-----------------|
| TA-6S   | 6-14            |
| TA-2    | 2-14            |
| TA-1/0  | 1/0-14          |
| TA-2/0  | 2/0-14          |
| TA-3/0  | 3/0-6           |
| TA-250  | 250MCM          |
| TA-300  | 300MCM          |
| TA-350  | 350MCM          |
| TA-500  | 500MCM          |
| TA-600  | 600MCM          |

### Terminal Lug-Double

• Aluminum



| Cat.No. | Wire Size (AWG) |
|---------|-----------------|
| AU-4    | 4-14            |
| AU-2    | 2-14            |
| AU-1/0  | 1/0-14          |
| AU-2/0  | 2/0-14          |
| AU-3/0  | 3/0-6           |
| AU-250  | 250MCM          |
| AU-300  | 300MCM          |
| AU-350  | 350MCM          |
| AU-500  | 500MCM          |
| AU-600  | 600MCM          |
| AU-800  | 800MCM          |
| AU-1000 | 1000MCM         |

### Self-Locking Nylon Cable Ties

Color: Natural (or White, standard color)  
UV Black and other colors are available as requested



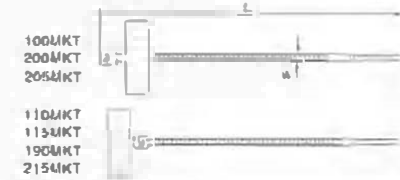
| Item No.      | Length     |     | Width<br>mm | Bundle Dia.<br>mm |
|---------------|------------|-----|-------------|-------------------|
|               | inch       | mm  |             |                   |
| SLCT- 2.5x80  | 3- 3/16"   | 80  | 2.5         | 16                |
| SLCT- 2.5x100 | 4"         | 100 | 2.5         | 22                |
| SLCT- 2.5x120 | 4 - 3/4"   | 120 | 2.5         | 30                |
| SLCT- 2.5x150 | 6"         | 150 | 2.5         | 35                |
| SLCT- 2.5x200 | 8"         | 200 | 2.5         | 50                |
| SLCT- 2.8x150 | 6"         | 150 | 2.8         | 35                |
| SLCT- 2.8x200 | 8"         | 200 | 2.8         | 53                |
| SLCT- 2.8x250 | 10"        | 250 | 2.8         | 65                |
| SLCT- 2.8x300 | 11 - 5/8"  | 300 | 2.8         | 80                |
| SLCT- 3.6x100 | 4"         | 100 | 3.6         | 22                |
| SLCT- 3.6x150 | 6"         | 150 | 3.6         | 35                |
| SLCT- 3.6x180 | 7"         | 180 | 3.6         | 44                |
| SLCT- 3.6x200 | 8"         | 200 | 3.8         | 53                |
| SLCT- 3.6x250 | 10"        | 250 | 3.6         | 65                |
| SLCT- 3.6x280 | 11"        | 280 | 3.6         | 70                |
| SLCT- 3.6x300 | 11 - 5/8"  | 300 | 3.6         | 80                |
| SLCT- 3.6x350 | 13 - 3/4"  | 350 | 3.6         | 90                |
| SLCT- 3.6x370 | 14 - 1/2"  | 370 | 3.6         | 102               |
| SLCT- 3.6x400 | 15 - 3/4"  | 400 | 3.6         | 105               |
| SLCT- 4.8x160 | 6 - 1/4"   | 160 | 4.8         | 40                |
| SLCT- 4.8x180 | 7"         | 180 | 4.8         | 44                |
| SLCT- 4.8x200 | 8"         | 200 | 4.8         | 53                |
| SLCT- 4.8x250 | 10"        | 250 | 4.8         | 65                |
| SLCT- 4.8x280 | 11"        | 280 | 4.8         | 70                |
| SLCT- 4.8x300 | 11 - 5/8"  | 300 | 4.8         | 80                |
| SLCT- 4.8x350 | 13 - 3/4"  | 350 | 4.8         | 90                |
| SLCT- 4.8x380 | 15"        | 380 | 4.8         | 98                |
| SLCT- 4.8x400 | 15 - 3/4"  | 400 | 4.8         | 105               |
| SLCT- 4.8x450 | 17 - 3/4"  | 450 | 4.8         | 130               |
| SLCT- 4.8x500 | 19-11/16"  | 500 | 4.8         | 150               |
| SLCT- 4.8x550 | 21 - 1/16" | 550 | 4.8         | 160               |
| SLCT- 4.8x600 | 23 - 5/8"  | 600 | 4.8         | 170               |
| SLCT- 4.8x650 | 25 - 9/16" | 650 | 4.8         | 185               |

| Item No.       | Length     |      | Width<br>mm | Bundle Dia.<br>mm |
|----------------|------------|------|-------------|-------------------|
|                | inch       | mm   |             |                   |
| SLCT- 7.6x200  | 8"         | 200  | 7.6         | 53                |
| SLCT- 7.6x250  | 10"        | 250  | 7.6         | 65                |
| SLCT- 7.6x300  | 11 - 5/8"  | 300  | 7.6         | 80                |
| SLCT- 7.6x350  | 13 - 3/4"  | 350  | 7.6         | 90                |
| SLCT- 7.6x400  | 15 - 3/4"  | 400  | 7.6         | 105               |
| SLCT- 7.6x450  | 17 - 3/4"  | 450  | 7.6         | 130               |
| SLCT- 7.6x500  | 19-11/16"  | 500  | 7.6         | 150               |
| SLCT- 7.6x550  | 21 - 1/16" | 550  | 7.6         | 160               |
| SLCT- 7.6x600  | 23 - 5/8"  | 600  | 7.6         | 170               |
| SLCT- 7.6x650  | 25 - 9/16" | 650  | 7.6         | 185               |
| SLCT- 7.6x700  | 27 - 1/2"  | 700  | 7.8         | 195               |
| SLCT- 7.6x750  | 29 - 9/16" | 750  | 7.6         | 220               |
| SLCT- 9.0x400  | 15 - 3/4"  | 400  | 9.0         | 105               |
| SLCT- 9.0x450  | 17 - 3/4"  | 450  | 9.0         | 130               |
| SLCT- 9.0x500  | 19-11/16"  | 500  | 9.0         | 150               |
| SLCT- 9.0x550  | 21 - 1/16" | 550  | 9.0         | 160               |
| SLCT- 9.0x600  | 23 - 5/8"  | 600  | 9.0         | 170               |
| SLCT- 9.0x650  | 25 - 9/16" | 650  | 9.0         | 185               |
| SLCT- 9.0x700  | 27 - 1/2"  | 700  | 9.0         | 195               |
| SLCT- 9.0x720  | 28-17/50"  | 720  | 9.0         | 205               |
| SLCT- 9.0x760  | 29 - 9/16" | 760  | 9.0         | 225               |
| SLCT- 9.0x800  | 31-9/16"   | 800  | 9.0         | 230               |
| SLCT- 9.0x920  | 36 - 1/4"  | 920  | 9.0         | 265               |
| SLCT- 9.0x1000 | 40 - 1/6"  | 1000 | 9.0         | 275               |
| SLCT- 9.0x1200 | 47 - 3/4"  | 1200 | 9.0         | 320               |
| SLCT- 9.0x1350 | 53"        | 1350 | 9.0         | 380               |
| SLCT- 9.0x1550 | 61"        | 1550 | 9.0         | 470               |
| SLCT- 12.0x300 | 11 - 5/8"  | 300  | 12.0        | 80                |
| SLCT- 12.0x550 | 21 - 1/16" | 550  | 12.0        | 160               |
| SLCT- 12.0x600 | 23 - 5/8"  | 600  | 12.0        | 170               |
| SLCT- 12.0x650 | 25 - 9/16" | 650  | 12.0        | 185               |
| SLCT- 13.0x300 | 11 - 5/8"  | 300  | 13.0        | 80                |
| SLCT- 13.0x400 | 15 - 3/4"  | 400  | 13.0        | 105               |

### Marker Cable Ties

Color: Natural (or White, standard color)  
UV Black and other colors are available as requested

| Item No. | Length  |     | Width<br>mm | Bundle Dia.<br>mm |
|----------|---------|-----|-------------|-------------------|
|          | inch    | mm  |             |                   |
| MT-100   | 4"      | 100 | 2.5         | 25x8              |
| MT-200   | 8"      | 200 | 2.5         | 25x8              |
| MT-205   | 8-1/16" | 205 | 3.6         | 25x8              |
| MT-110   | 4-1/3"  | 110 | 2.5         | 21x10             |
| MT-115   | 4-1/2"  | 115 | 5           | 27x13             |
| MT-190   | 8-1/2"  | 190 | 4.5         | 27x13             |
| MT-215   | 8-1/2"  | 215 | 3.2         | 25x15             |



### Stainless Steel Cable Ties-Ball Self Lock

Thickness: 0.25mm / 0.40mm  
Type: SS304 / SS316 Self Color, Epoxy Coated

| Item No.     | Length     |     | Width<br>mm | Bundle Dia.<br>mm |
|--------------|------------|-----|-------------|-------------------|
|              | inch       | mm  |             |                   |
| SSCT-4.6x150 | 6"         | 150 | 4.6         | 37                |
| SSCT-4.6x200 | 8"         | 200 |             | 50                |
| SSCT-4.6x250 | 10"        | 250 |             | 63                |
| SSCT-4.6x300 | 11 - 5/8"  | 300 |             | 76                |
| SSCT-4.6x350 | 13 - 3/4"  | 350 |             | 89                |
| SSCT-4.6x400 | 15 - 3/4"  | 400 |             | 102               |
| SSCT-4.6x450 | 17 - 3/4"  | 450 |             | 115               |
| SSCT-4.6x500 | 19-11/16"  | 500 |             | 128               |
| SSCT-4.6x550 | 21-1/16"   | 550 |             | 141               |
| SSCT-4.6x600 | 23 - 5/8"  | 600 |             | 154               |
| SSCT-7.9x150 | 6"         | 150 | 7.9         | 37                |
| SSCT-7.9x200 | 8"         | 200 |             | 50                |
| SSCT-7.9x250 | 10"        | 250 |             | 63                |
| SSCT-7.9x300 | 11 - 5/8"  | 300 |             | 76                |
| SSCT-7.9x350 | 13 - 3/4"  | 350 |             | 89                |
| SSCT-7.9x400 | 15 - 3/4"  | 400 |             | 102               |
| SSCT-7.9x450 | 17 - 3/4"  | 450 |             | 115               |
| SSCT-7.9x500 | 19-11/16"  | 500 |             | 128               |
| SSCT-7.9x550 | 21-1/16"   | 550 |             | 141               |
| SSCT-7.9x600 | 23 - 5/8"  | 600 |             | 154               |
| SSCT-7.9x650 | 25 - 9/16" | 650 | 167         |                   |
| SSCT-7.9x700 | 27 - 1/2"  | 700 | 180         |                   |
| SSCT-7.9x750 | 29-9/16"   | 750 | 191         |                   |
| SSCT-7.9x800 | 31-9/16"   | 800 | 193         |                   |
| SSCT-10x150  | 6"         | 150 | 10.0        | 37                |
| SSCT-10x200  | 8"         | 200 |             | 50                |
| SSCT-10x250  | 10"        | 250 |             | 63                |
| SSCT-10x300  | 11 - 5/8"  | 300 |             | 76                |
| SSCT-10x350  | 13 - 3/4"  | 350 |             | 89                |
| SSCT-10x400  | 15 - 3/4"  | 400 | 102         |                   |

| Item No.     | Length     |      | Width<br>mm | Bundle Dia.<br>mm |
|--------------|------------|------|-------------|-------------------|
|              | inch       | mm   |             |                   |
| SSCT-10x450  | 17 - 3/4"  | 450  | 10.0        | 115               |
| SSCT-10x500  | 19-11/16"  | 500  |             | 128               |
| SSCT-10x550  | 21-1/16"   | 550  |             | 141               |
| SSCT-10x600  | 23 - 5/8"  | 600  |             | 154               |
| SSCT-10x650  | 25 - 9/16" | 650  |             | 167               |
| SSCT-10x700  | 27 - 1/2"  | 700  | 180         |                   |
| SSCT-12x200  | 8"         | 200  | 12.0        | 50                |
| SSCT-12x250  | 10"        | 250  |             | 63                |
| SSCT-12x300  | 11 - 5/8"  | 300  |             | 76                |
| SSCT-12x350  | 13 - 3/4"  | 350  |             | 89                |
| SSCT-12x400  | 15 - 3/4"  | 400  |             | 102               |
| SSCT-12x450  | 17 - 3/4"  | 450  |             | 115               |
| SSCT-12x500  | 19-11/16"  | 500  |             | 128               |
| SSCT-12x550  | 21-1/16"   | 550  |             | 141               |
| SSCT-12x600  | 23 - 5/8"  | 600  |             | 154               |
| SSCT-12x650  | 25 - 9/16" | 650  |             | 167               |
| SSCT-12x700  | 27 - 1/2"  | 700  | 180         |                   |
| SSCT-12x750  | 29-9/16"   | 750  | 191         |                   |
| SSCT-12x800  | 31-9/16"   | 800  | 193         |                   |
| SSCT-12x1000 | 40-1/6"    | 1000 | 206         |                   |



Wire Accessories

Wire Accessories

**Superior material**  
Selected nylon new material, good toughness, fast binding, not easy aging strong endurance.

**Genuine materials**  
We refuse to use used waste materials, to ensure the quality of the same time, to ensure the durability of use.

**National standard quality goods**  
National standard quality, adequate quality, safe and non-toxic environmental protection.



**Stainless Steel Banding Tapes**
**Stainless Steel Banding Tapes**

| Item No.         | Width |      | Thickness<br>mm | Package<br>Ft./Roll |
|------------------|-------|------|-----------------|---------------------|
|                  | inch  | mm   |                 |                     |
| SSBT - 6.4x0.38  | 1/4"  | 6.4  | 0.38            | 100<br>(30.5Mr.)    |
| SSBT - 9.5x0.38  | 3/8"  | 9.5  | 0.38            |                     |
| SSBT - 10.0x0.40 | 3/8"  | 10   | 0.40            |                     |
| SSBT - 12.7x0.40 | 1/2"  | 12.7 | 0.40            |                     |
| SSBT - 16.0x0.40 | 5/8"  | 16   | 0.40            |                     |
| SSBT - 19.0x0.40 | 3/4"  | 19   | 0.40            |                     |
| SSBT - 12.7x0.76 | 1/2"  | 12.7 | 0.76            |                     |
| SSBT - 16.0x0.76 | 5/8"  | 16   | 0.76            |                     |
| SSBT - 19.0x0.70 | 3/4"  | 19   | 0.70            |                     |
| SSBT - 19.0x0.76 | 1/2"  | 19   | 0.76            |                     |


**Ear Teeth Type Buckle**

Type: SS201 / SS304 / SS316

| Item No. | Length |      | Thickness<br>mm | Package<br>Pcs/Bag |
|----------|--------|------|-----------------|--------------------|
|          | inch   | mm   |                 |                    |
| TB-6.4   | 1/4"   | 6.4  | 0.50            |                    |
| TB-9.5   | 3/8"   | 9.5  | 0.5-1.0         |                    |
| TB-12.7  | 1/2"   | 12.7 | 1.2-1.5         |                    |
| TB-16    | 5/8"   | 16   | 1.2-1.5         |                    |
| TB-19    | 3/4"   | 19   | 1.2-1.8         |                    |

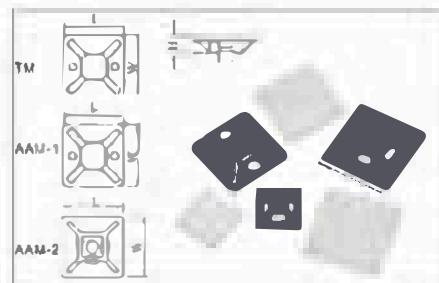

**Band Tensioning Tools**

 Suitable Width: 3-25mm  
 Suitable Thickness: 0.2-0.8mm  
 Residual Length: 19mm

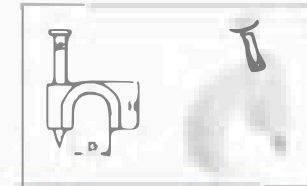
**Self-Adhesive Cable Tie Mounts**

 Materials: ABS, Nylon 66  
 Color: White, Black

| Item No. | L x W | Height<br>mm | T<br>mm | Screw Hole<br>mm |
|----------|-------|--------------|---------|------------------|
|          | mm    |              |         |                  |
| TM-20    | 20x20 | 6.1          | 5.0     | 2.9              |
| TM-25    | 25x25 | 7.5          | 6.2     | 3.5              |
| TM-30    | 30x30 | 8.7          | 6.4     | 4.5              |
| TM-40    | 40x40 | 6.4          | 10.8    | /                |
| AAM-1    | 19x19 | 4.6          | 4.4     | /                |
| AAM-2    | 28x28 | 6.4          | 6.4     | 5.5              |


**Circular Cable Clip**

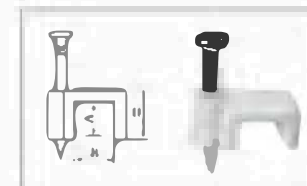
Material: PE



| Item No.  | Height | Dia.<br>mm | Nail<br>mm    | Color  |
|-----------|--------|------------|---------------|--|
|           | mm     |            |               |  |
| CCC - 03  | 3.6    | 3.0        | 1.4x15        | White<br>Grey<br>Black<br>Brown<br>Dark Grey |
| CCC - 035 | 4.2    | 3.5        | 1.4x15        |  |
| CCC - 04  | 5.3    | 4.0        | 1.7x14        |  |
| CCC - 05  | 6.0    | 5.0        | 1.7x14        |  |
| CCC - 06  | 8.0    | 6.0        | 1.8x17        |  |
| CCC - 07  | 8.7    | 7.0        | 1.8x17        |  |
| CCC - 08  | 9.5    | 8.0        | 2.0x19        |  |
| CCC - 09  | 11.0   | 9.0        | 2.0x20        |  |
| CCC - 10  | 12.0   | 10.0       | 2.1x23        |  |
| CCC - 12  | 13.5   | 12.0       | 2.1x25        |  |
| CCC - 14  | 16.5   | 14.0       | 2.3x30        |  |
| CCC - 16  | 18.0   | 16.0       | 2.3x32        |  |
| CCC - 17  | 20.0   | 17.0       | 2.6x38        |  |
| CCC - 18  | 20.5   | 18.0       | 2.6x38        |  |
| CCC - 20  | 22.5   | 20.0       | 2.6x40        |  |
| CCC - 22  | 23.5   | 22.0       | 2.9x42        |  |
| CCC - 25  | 26.5   | 25.0       | 2.9x50        |  |
| CCC - 30  | 32.5   | 30.0       | 3.3x55 Double |  |
| CCC - 32  | 34.5   | 32.0       | 3.3x55 Double |  |
| CCC - 35  | 38.0   | 35.0       | 3.3x60 Double |  |
| CCC - 35  | 38.0   | 35.0       | 3.3x60 Double |  |
| CCC - 35  | 38.0   | 35.0       | 3.3x60 Double |  |

**Flat Cable Clip**

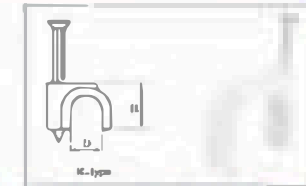
Material: PE (White/Grey)



| Item No.  | Height | A<br>mm | B<br>mm | Nail<br>mm |
|-----------|--------|---------|---------|------------|
|           | mm     |         |         |            |
| FCC - 03  | 3.5    | 2.0     | 2.5     | 1.4x15     |
| FCC - 035 | 5.5    | 3.5     | 4.0     | 1.7x14     |
| FCC - 04  | 5.5    | 3.5     | 5.0     | 1.7x14     |
| FCC - 05  | 6.0    | 4.1     | 6.0     | 1.7x16     |
| FCC - 06  | 6.5    | 4.7     | 7.0     | 1.8x17     |
| FCC - 07  | 7.0    | 5.0     | 8.0     | 2.1x19     |
| FCC - 08  | 8.0    | 5.4     | 9.0     | 2.1x19     |
| FCC - 09  | 8.0    | 5.6     | 10.0    | 2.1x19     |
| FCC - 10  | 8.5    | 5.6     | 12.0    | 2.3x22     |
| FCC - 12  | 10.0   | 7.0     | 14.0    | 2.3x22     |
| FCC - 14  | 12.5   | 8.5     | 18.0    | 2.6x27     |
| FCC - 16  | 14.0   | 10.5    | 19.0    | 2.6x27     |

**K type Cable Clip**

Material: PE




| Item No. | Height | Dia.<br>mm | Nail<br>mm | Color<br>mm                                  |
|----------|--------|------------|------------|--|
|          | mm     |            |            |  |
| KCCC-04  | 6.3    | 4.0        | 2.5x18     | White<br>Grey<br>Black<br>Brown<br>Dark Grey |
| KCCC-05  | 7.4    | 5.0        | 2.5x18     |  |
| KCCC-06  | 8.4    | 6.0        | 2.5x20     |  |
| KCCC-07  | 9.7    | 7.0        | 2.5x20     |  |
| KCCC-08  | 13.0   | 8.0        | 2.5x22     |  |
| KCCC-09  | 13.0   | 9.0        | 2.5x22     |  |
| KCCC-10  | 13.8   | 10.0       | 2.5x25     |  |
| KCCC-12  | 16.0   | 12.0       | 2.5x27     |  |
| KCCC-14  | 18.5   | 14.0       | 2.5x27     |  |
| KCCC-16  | 21.0   | 16.0       | 3.0x37     |  |
| KCCC-22  | 26.0   | 22.0       | 3.0x41     |  |
| KCCC-25  | 31.0   | 25.0       | 3.0x47     |  |

**R type Cable Clip**

Material: Nylon 66

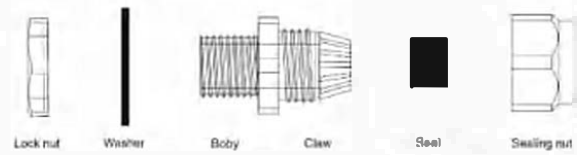


| Item No. | A    | B    | C    | □    |
|----------|------|------|------|------|
|          | mm   | mm   | mm   | mm   |
| 1/8R     | 9.5  | 9.6  | 3.2  | 19.8 |
| 3/16R    | 9.6  | 9.6  | 4.8  | 19.8 |
| 1/4R     | 12.0 | 10.0 | 6.35 | 22.0 |
| 5/16R    | 12.0 | 10.0 | 7.9  | 22.0 |
| 3/8R     | 12.5 | 12.0 | 9.5  | 24.0 |
| 1/2R     | 15.2 | 12.0 | 12.7 | 31.0 |
| 5/8R     | 18.2 | 12.0 | 15.8 | 34.3 |
| 3/4R     | 18.2 | 12.0 | 19.4 | 35.0 |
| 1R       | 22.0 | 12.0 | 25.4 | 43.0 |



Plastic Cable Glands

Material: Nylon  
Color: grey or black  
IP67



PG Thread

| Size   | Cable Diameter | Thread Length |
|--------|----------------|---------------|
| PG7    | 3-6.5          | 8/15          |
| PG7    | 2-5            | 8/15          |
| PG9    | 4-8            | 8/15          |
| PG9    | 2-6            | 8/15          |
| PG11   | 5-10           | 8/15          |
| PG11   | 3-7            | 8/15          |
| PG13.5 | 6-12           | 9/15          |
| PG13.5 | 5-9            | 9/15          |
| PG16   | 10-14          | 10/15         |
| PG16   | 7-12           | 10/15         |
| PG19   | 12-15          | 10            |
| PG19   | 10-12          | 10            |
| PG21   | 13-18          | 10/15         |
| PG21   | 9-16           | 10/15         |
| PG25   | 16-21          | 11            |
| PG25   | 13-18          | 11            |
| PG29   | 18-25          | 12/18         |
| PG29   | 13-20          | 12/18         |
| PG36   | 22-32          | 14/18         |
| PG36   | 20-26          | 14/18         |
| PG42   | 32-38          | 14/18         |
| PG42   | 25-31          | 14/18         |
| PG48   | 37-44          | 14/18         |
| PG48   | 29-35          | 14/18         |
| PG63   | 42-50          | 27            |

Metric Thread

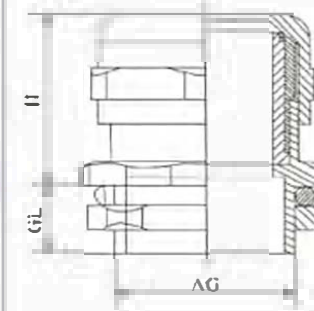
| Size    | Cable Diameter | Thread Length |
|---------|----------------|---------------|
| M12*1.5 | 3-6.5          | 8/15          |
| M12*1.5 | 2-5            | 8/15          |
| M16*1.5 | 4-8            | 8/15          |
| M16*1.5 | 2-6            | 8/15          |
| M18*1.5 | 5-10           | 8/15          |
| M18*1.5 | 3-7            | 8/15          |
| M20*1.5 | 6-12           | 9/15          |
| M20*1.5 | 5-9            | 9/15          |
| M20*1.5 | 10-14          | 15            |
| M20*1.5 | 7-12           | 15            |
| M22*1.5 | 10-14          | 10/15         |
| M22*1.5 | 7-12           | 10/15         |
| M24*1.5 | 12-15          | 10            |
| M24*1.5 | 10-12          | 10            |
| M25*1.5 | 13-18          | 10/15         |
| M25*1.5 | 9-16           | 10/15         |
| M27*1.5 | 13-18          | 10            |
| M27*1.5 | 9-16           | 10            |
| M30*1.5 | 16-21          | 11            |
| M30*1.5 | 13-18          | 11            |
| M32*1.5 | 16-21          | 11            |
| M32*1.5 | 13-18          | 11            |
| M36*1.5 | 18-25          | 12            |
| M36*1.5 | 13-20          | 12            |
| M40*1.5 | 22-32          | 14/18         |
| M40*1.5 | 20-26          | 14/18         |
| M50*1.5 | 32-38          | 14/18         |
| M50*1.5 | 25-31          | 14/18         |
| M63*1.5 | 37-44          | 14/18         |
| M63*1.5 | 29-35          | 14/18         |

G Thread / NPT Thread

| Size   | Cable Diameter | Thread Length |
|--------|----------------|---------------|
| 1/4"   | 3-6.5          | 8             |
| 3/8"   | 4-8            | 15            |
| 1/2"   | 6-12           | 13            |
| 3/4"   | 13-18          | 15            |
| 1"     | 18-25          | 16            |
| 1 1/4" | 18-25          | 18            |
| 1 1/2" | 22-32          | 15            |
| 2"     | 37-44          | 15            |

Cable Glands

Material:  
Body: Nickel Plated Brass/SS304/SS316  
Seal: Polymeide 66  
Sealing: NBR  
IP68



PG Thread

| Size   | Cable Diameter | Thread Length |
|--------|----------------|---------------|
| PG7    | 3-7            | 6             |
| PG9    | 4-8            | 7             |
| PG9    | 6-10           | 7             |
| PG11   | 6-10           | 7             |
| PG13.5 | 8-12           | 8             |
| PG13.5 | 4-8            | 8             |
| PG13.5 | 6-10           | 7             |
| PG13.5 | 10-14          | 8             |
| PG16   | 10-14          | 8             |
| PG16   | 8-12           | 8             |
| PG19   | 10-14          | 8             |
| PG21   | 13-18          | 8             |
| PG21   | 10-16          | 8             |
| PG25   | 13-18          | 8             |
| PG29   | 18-25          | 9             |
| PG36   | 25-32          | 10            |
| PG36   | 18-25          | 10            |
| PG42   | 32-38          | 10            |
| PG48   | 37-44          | 12            |
| PG63   | 43-52          | 15            |

G Thread

| Size     | Cable Diameter | Thread Length |
|----------|----------------|---------------|
| G-3/8"   | 3-7            | 6             |
| G-3/8"   | 4-8            | 7             |
| G-3/8"   | 6-10           | 7             |
| G-1/2"   | 8-12           | 8             |
| G-1/2"   | 4-8            | 8             |
| G-1/2"   | 10-14          | 8             |
| G-3/4"   | 13-18          | 8             |
| G-1"     | 15-22          | 9             |
| G-1 1/4" | 22-28          | 10            |
| G-1 1/4" | 25-32          | 10            |
| G-1 1/2" | 18-25          | 10            |
| G-1 1/2" | 37-44          | 12            |
| G-2"     | 42-52          | 15            |
| G-3"     | 65-70          | 18            |

NPT Thread

| Size   | Cable Diameter | Thread Length |
|--------|----------------|---------------|
| 3/8"   | 3-7            | 6             |
| 3/8"   | 4-8            | 7             |
| 1/2"   | 8-12           | 8             |
| 3/4"   | 13-18          | 8             |
| 1"     | 15-22          | 9             |
| 1 1/4" | 22-28          | 10            |
| 1 1/2" | 25-32          | 10            |
| 2"     | 37-44          | 12            |
| 2 1/2" | 42-52          | 15            |
| 3"     | 65-70          | 18            |

Metric Thread

| Size        | Cable Diameter | Thread Length |
|-------------|----------------|---------------|
| M8*1.0      | 3-7            | 6             |
| M10*1.0     | 3-7            | 6             |
| M12*1.5     | 3-7            | 6             |
| M14*1.5     | 3-7            | 6             |
| M16*1.5     | 4-8            | 7             |
| M16*1.5     | 6-10           | 7             |
| M18*1.5     | 6-10           | 7             |
| M20*1.5     | 8-12           | 8             |
| M20*1.5     | 4-8            | 7             |
| M20*1.5     | 6-10           | 7             |
| M20*1.5     | 10-14          | 7             |
| M22*1.5     | 10-14          | 8             |
| M22*1.5     | 8-12           | 8             |
| M24*1.5     | 10-14          | 8             |
| M25*1.5     | 10-14          | 8             |
| M25*1.5     | 9-16           | 8             |
| M25*1.5     | 13-18          | 8             |
| M27*1.5(2)  | 13-18          | 8             |
| M27*1.5(2)  | 10-16          | 8             |
| M30*1.5(2)  | 13-18          | 8             |
| M30*1.5(2)  | 10-16          | 8             |
| M30*1.5(2)  | 15-20          | 8             |
| M32*1.5(2)  | 15-22          | 8             |
| M32*1.5(2)  | 13-18          | 8             |
| M32*1.5(2)  | 18-25          | 9             |
| M33*1.5(2)  | 15-22          | 9             |
| M36*1.5(2)  | 18-25          | 9             |
| M36*1.5(2)  | 15-22          | 9             |
| M37*1.5(2)  | 18-25          | 9             |
| M40*1.5(2)  | 22-28          | 10            |
| M40*1.5(2)  | 18-25          | 9             |
| M40*1.5(2)  | 22-30          | 10            |
| M40*1.5(2)  | 22-32          | 10            |
| M42*1.5(2)  | 22-28          | 10            |
| M42*1.5(2)  | 22-30          | 10            |
| M48*1.5(2)  | 25-32          | 10            |
| M50*1.5(2)  | 25-32          | 10            |
| M50*1.5(2)  | 32-38          | 12            |
| M54*1.5(2)  | 32-38          | 12            |
| M56*1.5(2)  | 32-38          | 12            |
| M60*1.5(2)  | 37-44          | 12            |
| M63*1.5(2)  | 37-44          | 12            |
| M63*1.5(2)  | 42-53          | 15            |
| M64*1.5(2)  | 37-44          | 12            |
| M72*1.5(2)  | 42-52          | 15            |
| M75*1.5(2)  | 42-52          | 15            |
| M76*1.5(2)  | 42-52          | 15            |
| M80*1.5(2)  | 50-62          | 16            |
| M85*1.5(2)  | 50-62          | 16            |
| M85*1.5(2)  | 60-70          | 18            |
| M88*1.5(2)  | 60-70          | 18            |
| M90*1.5(2)  | 60-70          | 18            |
| M100*1.5(2) | 70-80          | 20            |

Insulated Connectors-Single Sided Entry

Conductor Type:Both Aluminum and Copper  
Body Material:6061-T6 Aluminum  
Insulating Sleeve:PVC



| Item No. | Wire Range      | Strip Length(in) | Size  |       |       |
|----------|-----------------|------------------|-------|-------|-------|
|          |                 |                  | L(in) | W(in) | H(in) |
| S2-1     | 2-14AWG         | 1.094            | 1.35  | 1.57  | 1.22  |
| S2-2     |                 |                  | 1.35  | 1.44  | 1.22  |
| S2-3     |                 |                  | 1.91  | 1.44  | 1.22  |
| S2-4     |                 |                  | 2.46  | 1.57  | 1.22  |
| S1/0-1   | 1/0-14AWG       | 1.339            | 1.62  | 1.70  | 1.45  |
| S1/0-2   |                 |                  | 1.62  | 1.70  | 1.45  |
| S1/0-3   |                 |                  | 2.30  | 1.70  | 1.45  |
| S1/0-4   |                 |                  | 2.96  | 1.70  | 1.49  |
| S2/0-1   | 2-6AWG          | 1.291            | 1.65  | 1.71  | 1.52  |
| S2/0-2   |                 |                  | 0.472 | 1.65  | 1.52  |
| S2/0-3   |                 |                  | 2.32  | 1.63  | 1.52  |
| S2/0-4   |                 |                  | 2.99  | 1.63  | 1.52  |
| S3/0-1   | 3/0-6AWG        | 1.732            | 1.82  | 1.87  | 1.61  |
| S3/0-2   |                 |                  | 1.82  | 1.87  | 1.61  |
| S3/0-3   |                 |                  | 2.57  | 1.87  | 1.61  |
| S3/0-4   |                 |                  | 3.32  | 1.87  | 1.61  |
| S250-1   | 6AWG-250kcmil   | 1.752            | 2.17  | 2.15  | 1.91  |
| S250-2   |                 |                  | 2.17  | 2.22  | 1.91  |
| S250-3   |                 |                  | 3.07  | 2.22  | 1.91  |
| S250-4   |                 |                  | 3.98  | 2.22  | 1.91  |
| S350-1   | 6AWG-350kcmil   | 1.843            | 2.52  | 2.64  | 2.34  |
| S350-2   |                 |                  | 2.52  | 2.50  | 2.34  |
| S350-3   |                 |                  | 3.52  | 2.50  | 2.34  |
| S350-4   |                 |                  | 4.55  | 2.50  | 3.07  |
| S500-1   | 4AWG-500kcmil   | 2.472            | 2.82  | 2.69  | 2.58  |
| S500-2   |                 |                  | 2.82  | 2.69  | 2.58  |
| S500-3   |                 |                  | 4.00  | 2.69  | 2.58  |
| S500-4   |                 |                  | 2.18  | 2.69  | 2.58  |
| S600-1   | 4AWG-600kcmil   | 2.4              | 3.15  | 3.07  | 3.02  |
| S600-2   |                 |                  | 3.15  | 3.07  | 3.02  |
| S600-3   |                 |                  | 4.49  | 3.07  | 3.02  |
| S600-4   |                 |                  | 5.83  | 3.07  | 3.02  |
| S750-1   | 700kcmil-1/0AWG | 3.400            | 3.43  | 3.98  | 3.53  |
| S750-2   |                 |                  | 3.200 | 3.43  | 3.53  |
| S750-3   |                 |                  | 3.200 | 4.84  | 3.53  |
| S750-4   |                 |                  | 3.200 | 6.28  | 3.53  |

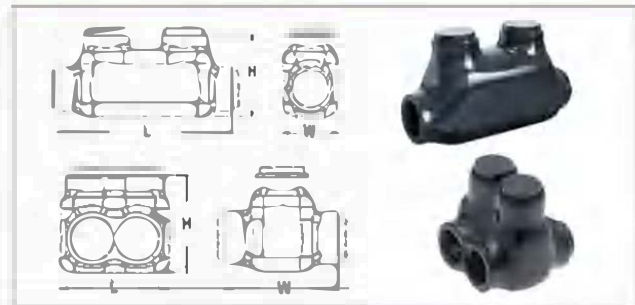


Insulated Connectors-Dual Sided Entry

Number of Wires Connected:One Wire Per Terminal  
Ambient Temperature:-10°C-90°C  
Voltage Withstand:2500Vac/1Min

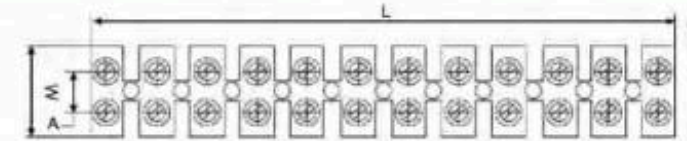


| Item No. | Wire Range      | Strip Length(in) | Size  |       |       |
|----------|-----------------|------------------|-------|-------|-------|
|          |                 |                  | L(in) | W(in) | H(in) |
| D2-1     | 2-14AWG         | 1.094            | 2.44  | 0.80  | 1.22  |
| D2-2     |                 |                  | 1.35  | 1.57  | 1.22  |
| D2-3     |                 |                  | 1.90  | 1.57  | 1.22  |
| D2-4     |                 |                  | 2.46  | 1.57  | 1.22  |
| D1/0-1   | 1/0-14AWG       | 1.339            | 2.99  | 0.95  | 1.42  |
| D1/0-2   |                 |                  | 1.63  | 1.70  | 1.45  |
| D1/0-3   |                 |                  | 2.30  | 1.70  | 1.45  |
| D1/0-4   |                 |                  | 2.93  | 1.65  | 1.52  |
| D2/0-1   | 2-6AWG          | 0.472            | 3.15  | 0.99  | 1.36  |
| D2/0-2   |                 |                  | 1.65  | 1.71  | 1.52  |
| D2/0-3   |                 |                  | 2.32  | 1.71  | 1.52  |
| D2/0-4   |                 |                  | 2.99  | 1.71  | 1.52  |
| D3/0-1   | 3/0-6AWG        | 1.732            | 3.46  | 1.60  | 1.67  |
| D3/0-2   |                 |                  | 1.82  | 1.87  | 1.61  |
| D3/0-3   |                 |                  | 2.57  | 1.87  | 1.61  |
| D3/0-4   |                 |                  | 3.32  | 1.87  | 1.61  |
| D250-1   | 6AWG-250kcmil   | 1.752            | 3.98  | 1.26  | 1.94  |
| D250-2   |                 |                  | 2.17  | 2.29  | 1.91  |
| D250-3   |                 |                  | 3.07  | 2.29  | 2.45  |
| D250-4   |                 |                  | 3.98  | 2.29  | 1.91  |
| D350-1   | 6AWG-350kcmil   | 1.843            | 4.84  | 2.59  | 1.47  |
| D350-2   |                 |                  | 2.52  | 2.60  | 2.34  |
| D350-3   |                 |                  | 3.52  | 2.64  | 2.29  |
| D350-4   |                 |                  | 4.55  | 2.60  | 2.60  |
| D500-1   | 4AWG-500kcmil   | 2.472            | 5.15  | 1.65  | 2.75  |
| D500-2   |                 |                  | 2.82  | 2.84  | 2.58  |
| D500-3   |                 |                  | 4.00  | 2.84  | 2.58  |
| D500-4   |                 |                  | 5.18  | 2.85  | 2.58  |
| D600-1   | 4AWG-600kcmil   | 2.276            | 5.61  | 1.81  | 2.87  |
| D600-2   |                 |                  | 3.15  | 3.15  | 2.87  |
| D600-3   |                 |                  | 4.49  | 3.15  | 2.87  |
| D600-4   |                 |                  | 5.82  | 3.15  | 2.87  |
| D750-1   | 700kcmil-1/0AWG | 3.400            | 7.02  | 1.89  | 3.53  |
| D750-2   |                 |                  | 3.43  | 4.10  | 3.53  |
| D750-3   |                 |                  | 4.84  | 4.10  | 3.53  |
| D750-4   |                 |                  | 6.26  | 4.10  | 3.53  |

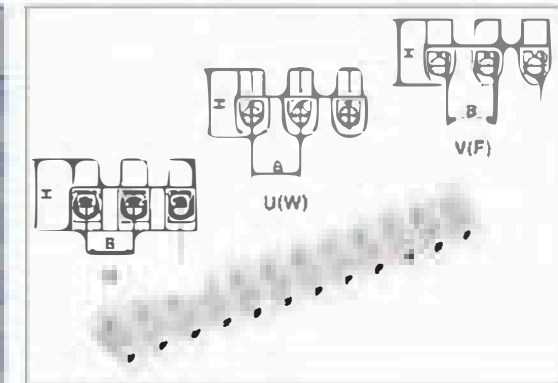


Terminal Blocks

Material: PA,PE or PP  
Type: U(W)



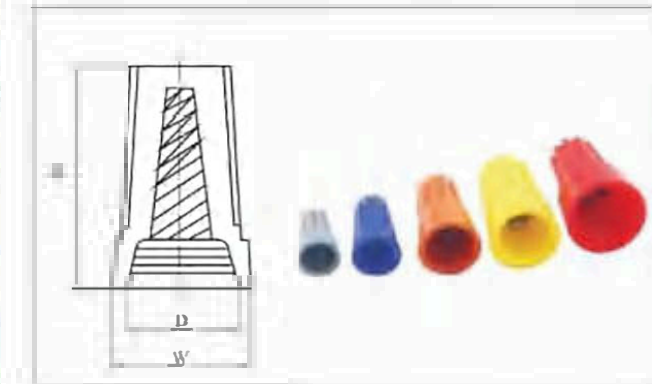
| Item No  | L   | W  | H    | A    | B    | mm <sup>2</sup> | Volt | Amp  |
|----------|-----|----|------|------|------|-----------------|------|------|
| TBS-3A   | 91  | 15 | 12.5 | 5.5  | 8.0  | 4               | 380V | 3A   |
| TBS-5A   | 108 | 15 | 13.7 | 6.5  | 9.0  | 5               | 380V | 5A   |
| TBS-6A   | 110 | 18 | 13.7 | 6.5  | 9.5  | 6               | 380V | 6A   |
| TBS-10A  | 129 | 19 | 14.8 | 7.5  | 11.0 | 10              | 380V | 10A  |
| TBS-15A  | 129 | 21 | 17.1 | 9.0  | 11.0 | 12              | 380V | 15A  |
| TBS-20A  | 135 | 22 | 17.2 | 9.5  | 12.0 | 14              | 380V | 20A  |
| TBS-30A  | 163 | 24 | 18.2 | 10.5 | 14.0 | 16              | 380V | 30A  |
| TBS-60A  | 192 | 31 | 24.5 | 14.0 | 16.5 | 25              | 380V | 60A  |
| TBS-80A  | 204 | 36 | 29.0 | 15.5 | 17.5 | 35              | 380V | 80A  |
| TBS-100A | 229 | 38 | 29.7 | 16.5 | 19.5 | 40              | 380V | 100A |
| TBS-150A | 256 | 44 | 31.5 | 19.5 | 21.5 | 45              | 380V | 150A |



Screw On Wire Connector

Materials:Nylon 66,with Spring Inside  
Normal Package:100Pcs/Bag

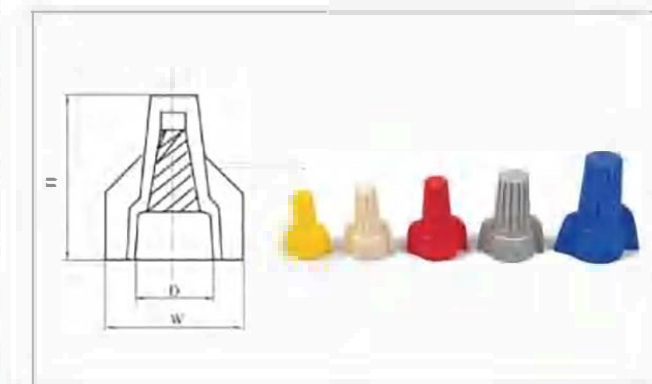
| Item No.           | Height mm | Width mm | Dia. mm | Suitable Wires mm               |
|--------------------|-----------|----------|---------|---------------------------------|
| SP1 (Grey color)   | 15.0      | 8.5      | 7       | 0.5-1.0mm <sup>2</sup> (#22-18) |
| SP2 (Blue color)   | 18.0      | 10.0     | 8       | 1.0-1.5mm <sup>2</sup> (#18-16) |
| SP3 (Orange color) | 20.0      | 11.5     | 10      | 1.5-2.5mm <sup>2</sup> (#16-14) |
| SP4 (Yellow color) | 23.5      | 13.5     | 11      | 2.5-4.0mm <sup>2</sup> (#14-12) |
| SP6 (Red color)    | 23.5      | 15.5     | 13      | 4.0-6.0mm <sup>2</sup> (#12-10) |



Double Wings Screw On Wire Connector

Materials:Nylon 66,with Spring Inside  
Normal Package:100Pcs/Bag

| Item No.            | Height mm | Width mm | Dia. mm | Suitable Wires mm |
|---------------------|-----------|----------|---------|-------------------|
| SP11 (Grey color)   | 25.4      | 18.0     | 9.5     | 18-10AWG          |
| SP12 (Blue color)   | 27.7      | 18.0     | 10.0    | 22-8AWG           |
| SP13 (Orange color) | 30.5      | 23.1     | 12.0    | 18-8AWG           |
| SP14 (Yellow color) | 32.6      | 25.5     | 14.6    | 18-8AWG           |
| SP16 (Red color)    | 39.5      | 31.7     | 17.8    | 14-6AWG           |



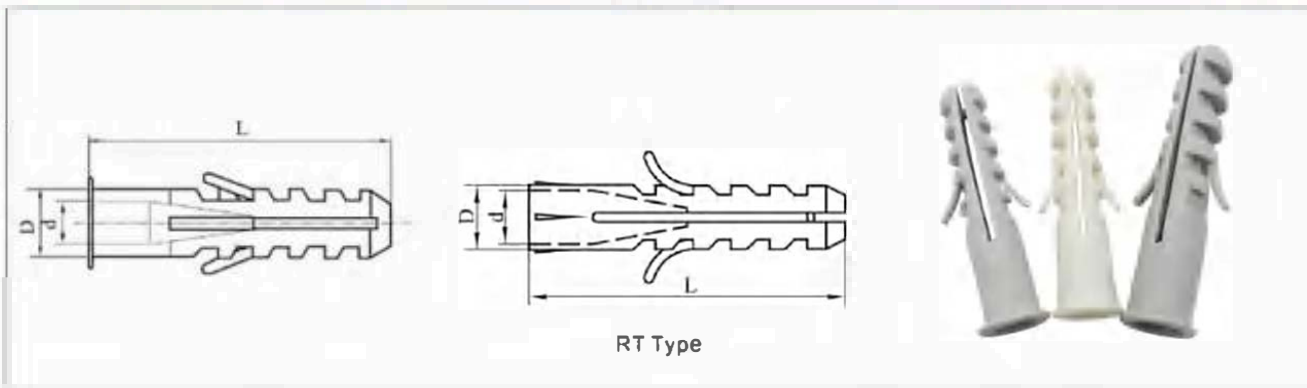
**Nylon Fisher Expansion Plug**

Color: White,Grey

| Item No.   | L<br>mm | D<br>mm | d<br>mm | Suitable<br>Screw |
|------------|---------|---------|---------|-------------------|
| FEP-06x30  | 30.0    | 6.0     | 5.0     | Φ4x30             |
| FEP-07x30  | 30.0    | 7.0     | 5.6     | Φ5x30             |
| FEP-08x40  | 39.0    | 8.0     | 5.4     | Φ5x40             |
| FEP-08x80  | 80.0    | 8.0     | 6.0     | Φ5.5x80           |
| FEP-10x45  | 44.0    | 10.0    | 5.8     | Φ5x45             |
| FEP-10x100 | 100.0   | 10.0    | 7.5     | Φ6.5x100          |
| FEP-12x50  | 48.3    | 11.6    | 6.3     | Φ6x50             |
| FEP-12x60  | 58.6    | 12      | 9.8     | Φ6x60             |
| FEP-14x70  | 70.0    | 14      | 11.5    | Φ10x70            |

**RT Type Expansion Plug**

| Item No. | L<br>mm | D<br>mm | d<br>mm | Suitable<br>Screw |
|----------|---------|---------|---------|-------------------|
| RT-06x30 | 30.0    | 6.0     | 5.0     | Φ4x30             |
| RT-06x50 | 50.0    | 6.0     | 4.6     | Φ4x50             |
| RT-07x35 | 35.0    | 7.0     | 5.6     | Φ4x35             |
| RT-08x40 | 39.0    | 8.0     | 6.5     | Φ5x40             |
| RT-08x65 | 65.0    | 8.0     | 6.2     | Φ6x65             |
| RT-10x50 | 50.0    | 10.0    | 8.5     | Φ6x50             |
| RT-10x80 | 80.0    | 10.0    | 8.0     | Φ8x80             |
| RT-12x60 | 58.8    | 11.7    | 10.1    | Φ7x60             |
| RT-14x70 | 70.0    | 14      | 11.2    | Φ10x70            |

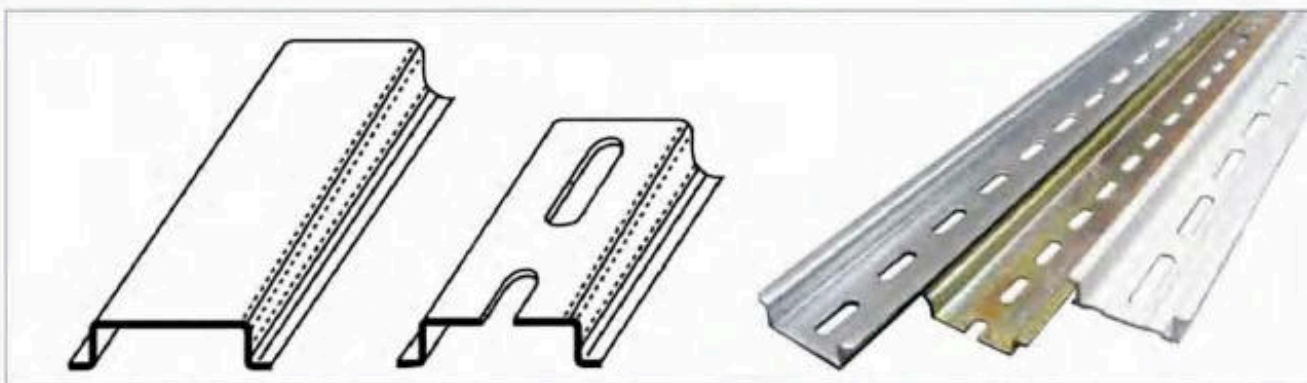

**Riel Din-Plain type**

Finish: White Zinc Plated, Yellow Zinc Plated

| Item No. | Length |
|----------|--------|
| KG-3510  | 1.0M   |
| KG-3520  | 2.0M   |

**Riel Din-Slotted type**

| Item No. | Length |
|----------|--------|
| KG-3510S | 1.0M   |
| KG-3520S | 2.0M   |




\*Available in full and perforated versions, in various lengths.

**Spiral Wrapping Band**

Materials:PE

Packing:10Mtr./Roll

| Item No. | d<br>inch | D<br>mm | W<br>mm | Wrapping Range<br>mm |
|----------|-----------|---------|---------|----------------------|
| SWB-03   | 1.5       | 3.0     | 4.0     | 1.5-10               |
| SWB-06   | 4.0       | 6.0     | 7.0     | 4-50                 |
| SWB-08   | 6.0       | 8.0     | 10.8    | 6-60                 |
| SWB-10   | 7.5       | 10.0    | 11.4    | 7.5-60               |
| SWB-12   | 9.0       | 12.0    | 13.9    | 9-65                 |
| SWB-15   | 12.0      | 15.0    | 15.0    | 12-75                |
| SWB-19   | 15.0      | 19.0    | 18.2    | 15-100               |
| SWB-24   | 20.0      | 24.0    | 19.6    | 20-130               |
| SWB-30   | 26.0      | 30.0    | 43      | 26-150               |


**EC Type PVC Cable Marker Strip**

Color: Yellow

| Item No. | Approx Wire<br>SQ(mm <sup>2</sup> ) | mm       | Markers | Packing      |
|----------|-------------------------------------|----------|---------|--------------|
| EC-0     | 0.75-1.5                            | 2.0-3.2  |         | 1000Pcs/Roll |
| EC-1     | 0.75-3.5                            | 3.0-4.2  | 0-9     | 1000Pcs/Roll |
| EC-2     | 3.5-8.0                             | 3.6-7.4  | A-Z     | 500Pcs/Roll  |
| EC-3     | 5.2-10.0                            | 5.2-10.0 | +A      | 350Pcs/Roll  |
| EC-4     | 8-22                                | 6.2-10.0 |         | 250Pcs/Roll  |


**Electrical Insulation Tape**

Material:PVC

Color:Black, Yellow, Red, Green, Blue, White, Brown, Yellow-Green

| Size<br>T x W x L | Size<br>T x W x L |
|-------------------|-------------------|
| 0.13mmx15mmx6yds  | 0.15mmx15mmx10m   |
| 0.13mmx15mmx8yds  | 0.15mmx15mmx15m   |
| 0.13mmx15mmx10yds | 0.15mmx15mmx20m   |
| 0.13mmx15mmx20yds | 0.15mmx15mmx25m   |
| 0.13mmx19mmx5m    | 0.15mmx19mmx5m    |
| 0.13mmx15mmx10m   | 0.15mmx19mmx10m   |
| 0.13mmx15mmx15m   | 0.15mmx19mmx15m   |
| 0.13mmx15mmx20m   | 0.15mmx19mmx20m   |
| 0.13mmx15mmx25m   | 0.15mmx19mmx25m   |
| 0.13mmx19mmx6yds  | 0.15mmx25mmx5m    |
| 0.13mmx19mmx8yds  | 0.15mmx25mmx10m   |
| 0.13mmx19mmx10yds | 0.15mmx25mmx15m   |
| 0.13mmx19mmx20yds | 0.15mmx25mmx20m   |
| 0.13mmx19mmx5m    | 0.15mmx25mmx25m   |
| 0.13mmx19mmx10m   | 0.19mmx19mmx5m    |
| 0.13mmx19mmx15m   | 0.19mmx19mmx10m   |
| 0.13mmx19mmx20m   | 0.19mmx19mmx15m   |
| 0.13mmx19mmx25m   | 0.19mmx19mmx20m   |
| 0.15mmx15mmx5m    | 0.19mmx19mmx25m   |



Heat Shrinkable Tubing

Material: EXA

Color: Black, Yellow, Red, Green, Blue, White, Yellow-Green

| Item No.           | As supplied |                | After Shrinking |                |
|--------------------|-------------|----------------|-----------------|----------------|
|                    | ID(mm)      | Thickness (mm) | ID(mm)          | Thickness (mm) |
| HST-1              | 1.0         | 0.20 ± 0.05    | 0.50            | 0.4 ± 0.05     |
| HST-1.5            | 1.5         | 0.20 ± 0.05    | 0.75            | 0.4 ± 0.05     |
| HST-2              | 2.0         | 0.25 ± 0.05    | 1.00            | 0.45 ± 0.1     |
| HST-2.5            | 2.5         | 0.25 ± 0.05    | 1.25            | 0.45 ± 0.1     |
| HST-3              | 3.0         | 0.25 ± 0.05    | 1.50            | 0.45 ± 0.1     |
| HST-3.5            | 3.5         | 0.25 ± 0.05    | 1.75            | 0.45 ± 0.1     |
| HST-4              | 4           | 0.25 ± 0.05    | 2.0             | 0.45 ± 0.1     |
| Packing: 200M/Roll |             |                |                 |                |
| HST-5              | 5           | 0.35 ± 0.05    | 2.5             | 0.55 ± 0.1     |
| HST-6              | 6           | 0.35 ± 0.05    | 3.0             | 0.55 ± 0.1     |
| HST-7              | 7           | 0.35 ± 0.05    | 3.5             | 0.55 ± 0.1     |
| HST-8              | 8           | 0.35 ± 0.05    | 4.0             | 0.55 ± 0.1     |
| HST-9              | 9           | 0.35 ± 0.05    | 4.5             | 0.55 ± 0.1     |
| HST-10             | 10          | 0.35 ± 0.05    | 5.0             | 0.60 ± 0.1     |
| HST-11             | 11          | 0.35 ± 0.05    | 5.5             | 0.60 ± 0.1     |
| HST-12             | 12          | 0.35 ± 0.1     | 6.0             | 0.70 ± 0.1     |
| HST-13             | 13          | 0.35 ± 0.1     | 6.5             | 0.70 ± 0.1     |
| HST-14             | 14          | 0.35 ± 0.1     | 7.0             | 0.70 ± 0.1     |
| HST-15             | 15          | 0.35 ± 0.1     | 7.5             | 0.70 ± 0.1     |
| HST-16             | 16          | 0.35 ± 0.1     | 8.0             | 0.70 ± 0.1     |
| HST-18             | 18          | 0.4 ± 0.1      | 9.0             | 0.80 ± 0.1     |
| HST-20             | 20          | 0.5 ± 0.1      | 10.0            | 0.90 ± 0.1     |
| HST-22             | 22          | 0.5 ± 0.1      | 11.0            | 0.90 ± 0.1     |
| Packing: 100M/Roll |             |                |                 |                |

| Item No.          | As supplied |                | After Shrinking |                |
|-------------------|-------------|----------------|-----------------|----------------|
|                   | ID(mm)      | Thickness (mm) | ID(mm)          | Thickness (mm) |
| HST-25            | 25          | 0.5 ± 0.1      | 12.5            | 0.90 ± 0.1     |
| Packing: 50M/Roll |             |                |                 |                |
| HST-28            | 28          | 0.5 ± 0.1      | 14.0            | 0.90 ± 0.1     |
| HST-30            | 30          | 0.5 ± 0.1      | 15.0            | 1.00 ± 0.2     |
| HST-35            | 35          | 0.5 ± 0.1      | 17.5            | 1.00 ± 0.2     |
| HST-40            | 40          | 0.5 ± 0.1      | 20.0            | 1.00 ± 0.2     |
| HST-50            | 50          | 0.5 ± 0.1      | 25.0            | 1.00 ± 0.2     |
| HST-60            | 60          | 0.6 ± 0.1      | 30.0            | 1.20 ± 0.2     |
| HST-70            | 70          | 0.6 ± 0.1      | 35.0            | 1.20 ± 0.2     |
| HST-80            | 80          | 0.6 ± 0.1      | 40.0            | 1.20 ± 0.2     |
| HST-90            | 90          | 0.6 ± 0.1      | 45.0            | 1.30 ± 0.2     |
| Packing: 25M/Roll |             |                |                 |                |



Heat Shrinkable Tubings

| Item No. | Size     | Color  | Qty | Length |
|----------|----------|--------|-----|--------|
| HST-100C | HST-1.5  | Black  | 30  | 100mm  |
|          | HST-2.5  | Yellow | 30  |        |
|          | HST-4.0  | Red    | 20  |        |
|          | HST-6.0  | Green  | 10  |        |
|          | HST-10.0 | Blue   | 6   |        |
|          | HST-13.0 | White  | 4   |        |
| HST-100B | HST-1.5  | Black  | 30  | 100mm  |
|          | HST-2.5  |        | 30  |        |
|          | HST-4.0  |        | 20  |        |
|          | HST-6.0  |        | 10  |        |
|          | HST-10.0 |        | 6   |        |
|          | HST-13.0 |        | 4   |        |



Insulated Spade Terminals



Insulated Ring Terminals



Insulated Pin Terminals



Insulated Blade Terminals



Long Type Insulated Butt Connectors



Fully Insulated Female Disconnects



Insulated Male Disconnects




Insulated Female Disconnects




Insulated Bullet Male Disconnects



Insulated Bullet Female Disconnects



Insulated Piggy Back Disconnects



Insulated Cord End Terminals



SC Series Copper Tube Terminal



GTY Type Butt Connectors



Safety-type Wire Joints





---

**DVI TRADING & INVESTMENTS GUYANA INC.**

178 Pennsylvania Unit 9, Concord, ON, Canada L4K4B1  
1088 EE, New Housing Scheme, East Bank Demerara, Guyana

+1 647 212 5608 (Canada) · +592 755 9380 (Guyana)  
info@diviguyana.com · www.diviguyana.com

**POWERING PROGRESS · WIRING THE FUTURE**